



ESCOGIDO BASEBALL CLUB

16 VECES CAMPEONES NACIONALES / 4 CORONAS DE SERIES DEL CARIBE

INFORMACIONES GENERALES DEL EQUIPO TEMPORADA 2023-2024

Teléfono: 809-565-1910 / escogido.com / @EscogidoBBClub

ESTADIO QUISQUEYA JUAN MARICHAL | AVE. TIRADENTES | SANTO DOMINGO | REP. DOM.



SÁBADO 11 DE NOVIEMBRE / 5:00 PM / ESTADIO JULIAN JAVIER

TV

TELEMEDIOS
CANAL 25

CTT
CANAL 49

GIGANTES TV
CLARO 1094 - ALTICE 62

RADIO

CDN RADIO
ZONA NORTE 89.7 FM
ZONA ESTE, SUR Y SO 92.5 FM
PUNTA CANA 89.9FM

LA LLAVE
95.7 FM



ESCOGIDO VS GIGANTES

| Fecha | Sede | Score |
|--------------|---------------|------------|
| 26 de oct | Julián Javier | 6-8 |
| 30 de oct | Quisqueya | 5-6 |
| 31 de oct | Quisqueya | 4-2 |
| 1 de nov. | Julián Javier | 5-3 |
| 11 de nov | Julián Javier | |
| 12 de nov. | Quisqueya | |
| 1 de dic. | Julián Javier | |
| 4 de dic. | Quisqueya | |
| 19 de dic. | Julián Javier | |
| 20 de dic. | Quisqueya | |
| TOTAL | | 2-2 |

MEJORES EN EL CAMINO



Los Leones del Escogido regresan a la ruta para medirse este sábado contra los Gigantes del Cibao, en el estadio Julián Javier de San Francisco de Macorís. Los rojos han ganado sus últimos dos partidos frente a los nordestanos, empatando 2-2 la serie particular.

Como visitantes, los Leones han jugado su mejor béisbol en este torneo. Exhiben 3.09 de porcentaje de carreras limpias, permiten .241 de promedio de la oposición y han ganado 6 de 10 partidos. El bateo de poder del Escogido ha sido mejor cuando "utilizan el pantalón gris", ya que han despachado 9 de sus 13 cuadrangulares fuera del hogar. Además, el OPS de .726 que exhiben en la ruta es el mejor de la Lidom.

Tyler Alexander será el encargado de abrir el encuentro por los 16 veces campeones nacionales. El zurdo estadounidense busca su primer triunfo del campeonato y en dos de sus tres salidas ha completado al menos cinco innings de una carrera permitida. Su rival será el derecho Gabriel Ynoa.

OTROS JUEGOS DE HOY

| Equipos | Sede | Hora |
|----------|---------------|---------|
| TE vs EO | Tetelo Vargas | 7:30 pm |

UMPIRES

| Nombres | Pos. |
|--------------------|------|
| Edward Pinales | HP |
| Juan M. Rodríguez | 1B |
| * Félix Neón | 2B |
| Natanael Rodríguez | 3B |
| * Jefe de grupo | |

ABRIDORES


| Nombres | Día |
|-----------------------|--------|
| Tyler Alexander @ GC | SAB 11 |
| Daniel Lynch vs GC | DOM 12 |
| David Parkinson vs EO | LUN 13 |
| Víctor Santos vs TE | MAR 14 |

VENTA DE BOLETAS

DISPONIBLES A LA VENTA EN BOLETERÍA DEL ESTADIO / UERA TICKETS

| | |
|---------------------|-------|
| PALCOS CORPORATIVOS | 2,050 |
| PALCOS A | 1,250 |
| PALCOS AA | 950 |
| PREFERENCIAS | 550 |
| GRADA | 150 |

*Precio final al público, incluye cargos por servicio.



TYLER ALEXANDER

Edad: 32 años
Lugar de nacimiento: Tampa, FL
Equipo en 2023: Saraperos de Saltillo (México)

LEONES DEL ESCOGIDO

Lanza: Zurda
Estatura: 6'1
Peso: 200

SOBRE ALEXANDER: Formó parte de la representación de la República Dominicana en la Serie del Caribe 2022 celebrada en Santo Domingo, totalizando 11.0 capítulos de 6 hits, 3 carreras y 7 ponches, para una efectividad de 2.45. Además de México, tiene experiencia en las Ligas Menores con los Atléticos y los Phillies, además de la Liga Independiente del Atlántico.

TEMPORADA 2023-24

| Fecha | Oponente | G | W | L | SV | ERA | IP | H | R | ER | HR | BB | IBB | SO | WHIP | NP-S |
|----------------|--------------------|----------|----------|----------|----------|-------------|-------------|-----------|----------|----------|----------|----------|----------|-----------|-------------|----------------|
| 22/10/2023 | Tigres del Licey | 1 | 0 | 0 | 0 | 1.80 | 5.0 | 3 | 1 | 1 | 0 | 0 | 0 | 5 | 0.60 | 62-46 |
| 28/10/2023 | @ Águilas Cibaeñas | 1 | 0 | 0 | 0 | 13.50 | 2.2 | 6 | 4 | 4 | 0 | 0 | 0 | 4 | 2.25 | 54-39 |
| 03/11/2023 | @ Tigres del Licey | 1 | 0 | 1 | 0 | 1.69 | 5.1 | 5 | 1 | 1 | 0 | 2 | 0 | 4 | 1.31 | 81-50 |
| Totales | | 3 | 0 | 1 | 0 | 4.15 | 13.0 | 14 | 6 | 6 | 0 | 2 | 0 | 13 | 1.23 | 197-135 |

CARRERA EN LA SERIE REGULAR EN LA LIGA DOMINICANA

| Año | Equipo | W | L | ERA | GP | GS | SV | IP | H | R | ER | HR | BB | IBB | SO | HBP | WP | BE | WHIP | FIP |
|----------------|--------|----------|----------|-------------|-----------|-----------|----------|------------|-----------|-----------|-----------|----------|-----------|----------|-----------|----------|----------|------------|-------------|-------------|
| 2018 | LE | 2 | 3 | 2.68 | 11 | 10 | 0 | 50.1 | 34 | 18 | 15 | 2 | 10 | 0 | 48 | 3 | 1 | 194 | 0.87 | 2.51 |
| 2019 | LE | 0 | 1 | 7.72 | 2 | 2 | 0 | 4.2 | 7 | 4 | 4 | 0 | 2 | 0 | 1 | 0 | 1 | 22 | 1.93 | 4.01 |
| 2021 | LE | 3 | 3 | 2.75 | 7 | 7 | 0 | 36 | 32 | 16 | 11 | 4 | 9 | 0 | 29 | 0 | 2 | 149 | 1.14 | 3.70 |
| 2023 | LE | 0 | 0 | 4.15 | 3 | 3 | 0 | 13 | 14 | 6 | 6 | 0 | 2 | 0 | 13 | 0 | 1 | 52 | 1.23 | 1.87 |
| Totales | | 5 | 7 | 3.12 | 23 | 22 | 0 | 104 | 87 | 44 | 36 | 6 | 23 | 0 | 91 | 3 | 5 | 417 | 1.06 | 2.75 |

CARRERA EN POSTEMPORADA EN LA LIGA DOMINICANA

| Año | Equipo | Etapas | W | L | ERA | GP | GS | SV | IP | H | R | ER | HR | BB | IBB | SO | HBP | WP | BE | WHIP | FIP |
|----------------|--------|--------|----------|----------|-------------|-----------|-----------|----------|-----------|-----------|-----------|-----------|----------|-----------|----------|-----------|----------|----------|------------|-------------|-------------|
| 2016 | AC | RR | 0 | 0 | 0.00 | 3 | 1 | 0 | 9.2 | 10 | 0 | 0 | 0 | 3 | 0 | 12 | 0 | 0 | 40 | 1.34 | 1.28 |
| 2016 | AC | SF | 0 | 1 | 0.84 | 2 | 2 | 0 | 10.2 | 5 | 3 | 1 | 0 | 5 | 0 | 7 | 3 | 0 | 45 | 0.94 | 3.77 |
| 2018 | LE | RR | 2 | 3 | 3.76 | 5 | 5 | 0 | 26.1 | 20 | 11 | 11 | 0 | 5 | 0 | 19 | 0 | 1 | 100 | 0.95 | 2.26 |
| 2019 | LE | RR | 0 | 1 | 3.00 | 2 | 2 | 0 | 9 | 9 | 3 | 3 | 2 | 2 | 0 | 3 | 1 | 1 | 37 | 1.22 | 6.37 |
| 2021 | GC | RR | 1 | 0 | 1.04 | 3 | 3 | 0 | 17.1 | 11 | 2 | 2 | 0 | 7 | 0 | 16 | 1 | 1 | 68 | 1.04 | 2.65 |
| 2021 | GC | SF | 1 | 0 | 3.00 | 1 | 1 | 0 | 6 | 4 | 2 | 2 | 0 | 4 | 0 | 3 | 0 | 0 | 26 | 1.33 | 4.11 |
| Totales | | | 4 | 5 | 2.16 | 16 | 14 | 0 | 79 | 59 | 21 | 19 | 2 | 26 | 0 | 60 | 5 | 3 | 316 | 1.08 | 2.99 |

CARRERA EN LA LIGA MEXICANA DE BÉISBOL

| Season | League | Team | W | L | ERA | G | GS | SV | IP | H | R | ER | HR | HB | BB | SO | WHIP | AB | WP | BK | AVG |
|---------------|------------|------|----------|----------|-------------|-----------|-----------|----------|-------------|-----------|-----------|-----------|-----------|----------|-----------|-----------|-------------|------------|----------|----------|-------------|
| 2022 | IND | TIJ | 4 | 1 | 5.47 | 11 | 11 | 0 | 51.0 | 58 | 32 | 31 | 9 | 1 | 17 | 50 | 1.47 | 204 | 4 | 0 | .284 |
| 2023 | IND | SLT | 3 | 1 | 2.16 | 6 | 6 | 0 | 33.1 | 29 | 10 | 8 | 2 | 1 | 24 | 0.90 | 126 | 1 | 0 | .230 | |
| Career | IND | | 7 | 2 | 4.16 | 17 | 17 | 0 | 84.1 | 87 | 42 | 39 | 11 | 2 | 18 | 74 | 1.25 | 330 | 5 | 0 | .264 |

CARRERA EN LAS LIGAS MENORES

| Season | League | Team | W | L | ERA | G | GS | SV | IP | H | R | ER | HR | HB | BB | SO | WHIP | WP | BK | AVG |
|---------------|---------------|----------------|-----------|-----------|-------------|-----------|-----------|----------|--------------|------------|------------|------------|-----------|-----------|------------|------------|-------------|-----------|----------|-------------|
| 2013 | ROK | HEL | 2 | 0 | 1.72 | 13 | 0 | 1 | 15.2 | 7 | 3 | 3 | 1 | 0 | 3 | 27 | 0.64 | 5 | 0 | .125 |
| 2014 | ROK | BRE | 0 | 2 | 5.17 | 6 | 2 | 1 | 15.2 | 22 | 17 | 9 | 1 | 2 | 9 | 21 | 1.98 | 4 | 0 | .328 |
| 2014 | A(Full) | WIS | 5 | 4 | 4.68 | 20 | 9 | 2 | 65.1 | 72 | 43 | 34 | 3 | 8 | 32 | 73 | 1.59 | 4 | 0 | .273 |
| 2014 | Minors | 2 Teams | 5 | 6 | 4.78 | 26 | 11 | 3 | 81.0 | 94 | 60 | 43 | 4 | 10 | 41 | 94 | 1.67 | 8 | 0 | .284 |
| 2018.2 | AAA | TIG | 4 | 3 | 3.81 | 9 | 9 | 0 | 54.1 | 52 | 26 | 23 | 5 | 1 | 15 | 48 | 1.23 | 2 | 1 | .259 |
| 2019 | AA | MID | 1 | 1 | 0.56 | 8 | 0 | 0 | 16.0 | 7 | 1 | 1 | 0 | 0 | 5 | 14 | 0.75 | 0 | 0 | .137 |
| 2019 | AAA | LV | 5 | 5 | 6.72 | 21 | 18 | 0 | 85.2 | 95 | 68 | 64 | 25 | 4 | 37 | 96 | 1.54 | 1 | 0 | .277 |
| 2019 | Minors | 2 Teams | 6 | 6 | 5.75 | 29 | 18 | 0 | 101.2 | 102 | 69 | 65 | 25 | 4 | 42 | 110 | 1.42 | 1 | 0 | .259 |
| 2021 | AAA | LHV | 2 | 2 | 4.44 | 9 | 4 | 0 | 26.1 | 26 | 13 | 13 | 4 | 1 | 12 | 21 | 1.44 | 2 | 0 | .250 |
| Career | Minors | 7 Teams | 19 | 17 | 4.74 | 86 | 42 | 4 | 279.0 | 281 | 171 | 147 | 39 | 16 | 113 | 300 | 1.41 | 18 | 1 | .259 |

**GABRIEL YNOA**

Edad: 30 años
Lugar de nacimiento: La Vega, República Dominicana
Equipo en 2023: Pericos de Puebla (México)

GIGANTES DEL CIBAO

Lanza: Derecha
Estatura: 6'2
Peso: 205

SOBRE YNOA: Tiene 5 años de experiencia en las Grandes Ligas con los Azulejos de Toronto, Cachorros de Chicago y Medias Rojas de Boston. Lanzó en el 2021 con los Lions de Seibu en las ligas mayores de Japón. Está en su segunda experiencia en el béisbol dominicano. La primera fue brevemente con los Gigantes del Cibao en el 2020-21.

TEMPORADA 2023-24

| Fecha | Oponente | G | W | L | SV | ERA | IP | H | R | ER | HR | BB | IBB | SO | WHIP | NP-S |
|----------------|------------------------|----------|----------|----------|----------|-------------|-------------|-----------|----------|----------|----------|----------|----------|----------|-------------|----------------|
| 19/10/2023 | @ Aguilas Cibaeñas | 1 | 0 | 0 | 0 | 9.00 | 3.0 | 5 | 3 | 3 | 0 | 1 | 0 | 2 | 2.00 | 51-36 |
| 30/10/2023 | Leones del Escogido | 1 | 0 | 0 | 0 | 6.23 | 4.1 | 4 | 3 | 3 | 1 | 4 | 0 | 1 | 1.85 | 73-38 |
| 05/11/2023 | @ Estrellas Orientales | 1 | 0 | 0 | 0 | 1.80 | 5.0 | 4 | 1 | 1 | 0 | 2 | 0 | 3 | 1.20 | 66-41 |
| Totales | | 3 | 0 | 0 | 0 | 5.11 | 12.1 | 13 | 7 | 7 | 1 | 7 | 0 | 6 | 1.62 | 190-115 |

CARRERA EN LA LIGA DOMINICANA

| Año | Equipo | W | L | ERA | GP | GS | SV | IP | H | R | ER | HR | BB | IBB | SO | HBP | WP | BE | WHIP | FIP |
|----------------|--------|----------|----------|-------------|-----------|-----------|----------|-------------|------------|-----------|-----------|-----------|-----------|----------|-----------|----------|----------|------------|-------------|-------------|
| 2017 | GC | 0 | 3 | 6.23 | 5 | 5 | 0 | 17.1 | 22 | 13 | 12 | 2 | 2 | 0 | 9 | 2 | 0 | 78 | 1.38 | 4.36 |
| 2019 | GC | 0 | 1 | 6.43 | 5 | 5 | 0 | 21 | 30 | 16 | 15 | 1 | 3 | 0 | 12 | 2 | 2 | 97 | 1.57 | 3.34 |
| 2020 | GC | 1 | 0 | 1.84 | 4 | 2 | 0 | 14.2 | 10 | 3 | 3 | 1 | 3 | 0 | 10 | 0 | 0 | 55 | 0.89 | 2.90 |
| 2021 | GC | 0 | 1 | 7.11 | 5 | 5 | 0 | 19 | 24 | 15 | 15 | 5 | 9 | 0 | 12 | 1 | 0 | 88 | 1.74 | 6.85 |
| 2022 | GC | 0 | 0 | 9.00 | 1 | 0 | 0 | 1 | 2 | 1 | 1 | 0 | 0 | 0 | 0 | 0 | 0 | 5 | 2.00 | 2.81 |
| 2023 | GC | 0 | 0 | 5.11 | 3 | 3 | 0 | 12.1 | 13 | 7 | 7 | 1 | 7 | 0 | 6 | 0 | 1 | 55 | 1.62 | 5.19 |
| Totales | | 1 | 5 | 5.59 | 23 | 20 | 0 | 85.1 | 101 | 55 | 53 | 10 | 24 | 0 | 49 | 5 | 3 | 378 | 1.46 | 4.39 |

CARRERA EN POSTTEMPORADA EN LA LIGA DOMINICANA

| Season | Team | W | L | ERA | G | GS | SV | IP | H | R | ER | HR | BB | SO | WHIP | AVG | AB | BK |
|---------------|------------|----------|----------|-------------|----------|----------|----------|------------|----------|----------|----------|----------|----------|----------|-------------|-------------|-----------|----------|
| 2021 | GIG | 0 | 0 | 3.86 | 1 | 1 | 0 | 4.2 | 5 | 2 | 2 | 1 | 0 | 2 | 1.07 | .278 | 18 | 0 |
| Career | GIG | 0 | 0 | 3.86 | 1 | 1 | 0 | 4.2 | 5 | 2 | 2 | 1 | 0 | 2 | 1.07 | .278 | 18 | 0 |

CARRERA EN MÉXICO


| Season | Team | W | L | ERA | G | GS | SV | IP | H | R | ER | HR | BB | SO | WHIP | AVG | AB | BK |
|---------------|------------|-----------|----------|-------------|-----------|-----------|----------|--------------|------------|-----------|-----------|-----------|-----------|------------|-------------|-------------|------------|----------|
| 2022 | PUE | 7 | 6 | 5.34 | 18 | 17 | 0 | 86.0 | 95 | 53 | 51 | 16 | 18 | 54 | 1.31 | .276 | 344 | 0 |
| 2023 | PUE | 7 | 3 | 3.43 | 18 | 18 | 0 | 105.0 | 94 | 45 | 40 | 12 | 26 | 65 | 1.14 | .234 | 402 | 0 |
| Career | PUE | 14 | 9 | 4.29 | 36 | 35 | 0 | 191.0 | 189 | 98 | 91 | 28 | 44 | 119 | 1.22 | .253 | 746 | 0 |

CARRERA EN LAS GRANDES LIGAS


| Season | Team | W | L | ERA | G | GS | SV | IP | H | R | ER | HR | HB | BB | IBB | SO | WHIP | AVG | WP | BK |
|---------------|----------------|----------|-----------|-------------|-----------|-----------|----------|--------------|------------|------------|-----------|-----------|----------|-----------|----------|------------|-------------|-------------|----------|----------|
| 2016 | NYM | 1 | 0 | 6.38 | 10 | 3 | 0 | 18.1 | 26 | 13 | 13 | 0 | 1 | 7 | 0 | 17 | 1.80 | .333 | 0 | 0 |
| 2017 | BAL | 2 | 3 | 4.15 | 9 | 4 | 0 | 34.2 | 39 | 17 | 16 | 5 | 1 | 8 | 0 | 26 | 1.36 | .289 | 0 | 0 |
| 2019 | BAL | 1 | 10 | 5.61 | 36 | 13 | 0 | 110.2 | 126 | 77 | 69 | 29 | 3 | 26 | 1 | 67 | 1.37 | .280 | 4 | 1 |
| Career | 2 Teams | 4 | 13 | 5.39 | 55 | 20 | 0 | 163.2 | 191 | 107 | 98 | 34 | 5 | 41 | 1 | 110 | 1.42 | .288 | 4 | 1 |

RÉCORD BREAKDOWN SR

| | |
|-------------------------|---------|
| 2023-24 | 8-10 |
| En casa | 2-6 |
| En la ruta | 6-4 |
| Día | 2-3 |
| Noche | 6-6 |
| Octubre | 4-7 |
| Noviembre | 4-3 |
| Diciembre | 0-0 |
| Lunes | 0-2 |
| Martes | 2-0 |
| Miércoles | 1-0 |
| Jueves | 2-1 |
| Viernes | 1-3 |
| Sábado | 2-1 |
| Domingo | 0-3 |
| Anotan primero | 4-4 |
| Op. anota primero | 4-6 |
| Por una carrera | 0-2 |
| Por dos carreras | 5-1 |
| Por tres o más carreras | 3-7 |
| Anotan dos o menos | 1-2 |
| Anotan tres | 1-2 |
| Anotan cuatro o más | 6-6 |
| Abridores | 1-6 |
| Relevistas | 7-4 |
| Vs abridor derecho | 4-5 |
| Vs abridor zurdo | 4-5 |
| Luego de día libre | 1-0 |
| Extra innings | 0-1 |
| Arriba tras 7 innings | 7-0 |
| Arriba tras 8 innings | 8-0 |
| Empate tras 8 innings | 0-1 |
| Total de revisiones | 13 |
| Revisiones a favor | 6 |
| Revisiones en contra | 7 |
| Vs Licey | 1-2 |
| Vs Águilas | 2-1 |
| Vs Estrellas | 2-2 |
| Vs Toros | 1-3 |
| Vs Gigantes | 2-2 |
| Quisqueya | 3-7 |
| Cibao | 2-0 |
| Tetelo Vargas | 1-1 |
| Francisco A. Micheli | 1-1 |
| Julián Javier | 1-1 |
| Leones vs Tigres DPV | 489-484 |
| Leones vs Águilas DPV | 472-504 |
| Leones vs EO DPV | 496-460 |
| Leones vs Toros DPV | 211-193 |
| Leones vs GC DPV | 148-126 |
| Leones vs CS DPV | 30-31 |



ELIER HERNÁNDEZ está por primera vez este año en el roster diario de los Leones, aunque no figura en la alineación titular. Hernández es uno de los mejores jardineros defensivos de la Lidom.



EMMANUEL RAMÍREZ, ZAC ROSSCUP, GERSON BAUTISTA y TANNER MYATT se encuentran disponibles para ser utilizados hoy, pese a que lanzaron anoche en el Quisqueya Juan Marichal.



TY BUTTREY se tomará un descanso este sábado, luego de trabajar durante 1.2 episodios sin permitir hit ni carrera anoche frente a las Estrellas.



ORLANDO CALIXTE participó hoy en una práctica de bateo en vivo, quedando casi listo para hacer su debut con los Leones del Escogido.



CRISTOPHER MOLINA está hábil para lanzar en el juego de hoy. Los también derechos **JESÚS LIRANZO** y **ENOLI PAREDES** también están activos.



La Lidom confirmó que este lunes en el Quisqueya los **LEONES** y las Estrellas jugarán a las 7:15 de la noche el partido que se suspendió el pasado jueves 9 de noviembre. Las boletas con fecha de ese encuentro serán válidas para el juego reasignado.



Tyler Alexander vs Gigantes:

2 JJ
13 EL
.174 AVG Opp.
15 K
2.77 ERA
0.92 WHIP
3.72 FIP
1.93 xFIP

Más empujadas por un equipo visitante con corredores en posición anotadora en el Julián Javier este año:

Leones: 7
Licey: 6
Toros: 4
Estrellas: 3
Águilas: 0

Franmil Reyes en el estadio Julián Javier de por vida:

6 JJ
22-8 AB-H
5 CA
1 2B
2 HR
5 RBI
.364/.462/.682/1.144

Relevo rojo en San Francisco de Macorís en 2023-24:

11 EL
.195 AVG Opp.
13 K
0.82 ERA
1.09 WHIP
1.83 FIP

REFUERZOS DE LOS LEONES



BLAINE CRIM – PRIMERA BASE

5'10 / 200 libras / 26 años
Equipo en 2023: Round Rock Express (AAA, Rangers)


| AB | R | H | HR | RBI | SB | AVG | OBP | OPS |
|-----|----|-----|----|-----|----|------|------|------|
| 494 | 89 | 143 | 22 | 85 | 1 | .289 | .385 | .891 |



MICHAEL PAPIERSKI – CATCHER

6'2 / 224 libras / 27 años.
Equipo en 2023: Toledo Mud Hens (AAA, Tigers)

| AB | R | H | HR | RBI | SB | AVG | OBP | OPS |
|-----|----|----|----|-----|----|------|------|------|
| 256 | 43 | 68 | 8 | 51 | 0 | .266 | .371 | .422 |



TYLER ALEXANDER – ABRIDOR ZURDO

6'1 / 180 libras / 32 años
Equipo en 2023: Saraperos de Saltillo (Liga Mexicana de Béisbol)

| W | L | ERA | G | GS | SV | IP | SO | WHIP |
|---|---|------|---|----|----|------|----|------|
| 3 | 1 | 2.16 | 6 | 6 | 0 | 33.1 | 24 | 0.90 |

**TY BUTTREY – RELEVISTA DERECHO**

6'6 / 240 libras / 30 años

Equipo en 2023: Sugar Land Skeeters (AAA, Astros)

| W | L | ERA | G | GS | SV | IP | SO | WHIP |
|----|----|------|-----|----|----|-------|-----|------|
| 17 | 35 | 4.10 | 219 | 69 | 9 | 511.2 | 445 | 1.42 |

*Estadísticas de por vida en las Ligas Menores.

**TANNER MYATT – RELEVISTA DERECHO**

6'7 / 245 libras / 25 años

Equipo en 2023: Somerset Patriots (AA, Yankees)

| W | L | ERA | G | GS | SV | IP | SO | WHIP |
|---|---|------|----|----|----|------|----|------|
| 4 | 1 | 2.78 | 44 | 0 | 7 | 58.1 | 72 | 1.23 |

**DAVID PARKINSON – ABRIDOR/RELEVISTA ZURDO**

6'2 / 227 libras / 27 años

Equipo en 2023: Reading Fightin Phils / Lehigh Valley Iron Pigs (AA/AAA, Phillies)

| W | L | ERA | G | GS | SV | IP | SO | WHIP |
|---|---|------|----|----|----|-------|-----|------|
| 9 | 5 | 3.80 | 25 | 22 | 0 | 130.1 | 135 | 1.39 |

**JOSH H. SMITH – INFIELDER/OUTFIELDER**

5'10 / 172 libras / 26 años.

Equipo en 2023: Texas Rangers (MLB)

| AB | R | H | HR | RBI | SB | AVG | OBP | OPS |
|-----|----|----|----|-----|----|------|------|------|
| 195 | 29 | 36 | 6 | 15 | 1 | .185 | .304 | .328 |

**ZAC ROSSCUP – RELEVISTA ZURDO**

6'2 / 220 libras / 35 años

Equipo en 2023: Spire City Ghost Hounds (Atlantic League)

| W | L | ERA | G | GS | SV | IP | SO | WHIP |
|---|---|------|----|----|----|------|----|------|
| 4 | 4 | 3.31 | 22 | 10 | 7 | 70.2 | 84 | 1.47 |

**DANIEL LYNCH IV – ABRIDOR ZURDO**

6'6 / 200 libras / 26 años

Equipo en 2023: Kansas City Royals (MLB)

| W | L | ERA | G | GS | SV | IP | SO | WHIP |
|---|---|------|---|----|----|------|----|------|
| 3 | 4 | 4.64 | 9 | 9 | 0 | 52.1 | 34 | 1.26 |

**BRIAN MORAN – RELEVISTA ZURDO**

6'4 / 225 libras / 35 años

Equipo en 2023: Gwinnett Stripers (AAA, Braves)

| W | L | ERA | G | GS | SV | IP | SO | WHIP |
|---|---|------|----|----|----|------|----|------|
| 2 | 1 | 3.21 | 38 | 0 | 2 | 47.2 | 58 | 1.28 |

Entre lanzamientos:

Entre Lanzamientos (0:20 segundos con o sin corredores en base.)

El receptor deberá estar en la caja del receptor con al menos 0:10 segundos.

El bateador deberá tener ambos pies en la caja del bateador y alerta al lanzador cuando el reloj muestre 0:09 segundos.

El lanzador deberá comenzar su envío al bateador antes de que expire el reloj de lanzamiento (0:00 segundos).

Entre lanzamientos, bola viva y en juego, reloj reinicia (0:20 segundos) con el bateador y receptor en círculo de tierra del home plate y lanzador en posesión de la bola.

Entre lanzamientos, bola muerta, reloj reinicia (0:20 segundos) con el bateador y receptor en círculo de tierra del home plate.

Entre lanzamientos, si el bateador pide tiempo, el reloj se detiene y se reinicia inmediatamente a 0:20 segundos.

Foul entre lanzamientos, el reloj reinicia (0:20 segundos) cuando los jugadores regresen a sus posiciones y los corredores regresen a sus bases, bateador y receptor en el círculo de tierra del home plate y el lanzador con la bola en la loma.

Entre Bateadores - (0:40 segundos)

Un bateador puede pedir tiempo antes del comienzo de su turno solo si está en el círculo de tierra del home plate.

Luego de una jugada el reloj reinicia (0:40 segundos) cuando el árbitro canta la jugada y toda acción termina.

En batazo al out field el reloj reinicia (0:40 segundos) cuando la bola regresa al infield.

En doble del bateador, si este tiene equipo protector, el reloj reinicia (0:40 segundos) cuando el bateador entrega el equipo protector al coach o al batboy.

En jugada donde el lanzador cubre la primera base el reloj reinicia (0:40 segundos) cuando el lanzador regrese a la grama del cuadro interior.

En jugada donde el lanzador termina en territorio "foul" el reloj reinicia (0:40 segundos) cuando el lanzador regrese a territorio "fair".

Entre Entradas - (3:00 minutos)

- 1- Al concluir los 3:00 minutos entre entradas el reloj reinicia a 0:20 segundos.

Visitas al montículo.

El reloj comienza (0:30 segundos) cuando el coach o manager sale del dogout.

Si el reloj marca más de 0:20 segundos el reloj se reinicia a 0:30 segundos.

Si el reloj marca menos de 0:20 segundos el reloj no reinicia.

Luego de una visita al montículo el reloj reinicia (0:20 segundos) cuando el bateador y el receptor estén en el círculo de tierra del home plate y el lanzador este en la loma de lanzar.

Cambio de Lanzador - (3:00 minutos)

En el cambio de lanzadores entre entradas el reloj comienza (3:00 minutos) al momento que termina la entrada.

En el cambio de lanzadores durante el desarrollo de una entrada el reloj comienza (3:00 minutos) al momento que el lanzador relevista sale del bullpen.

Al concluir los 3:00 minutos del cambio del lanzador, el reloj reinicia a 0:20 segundos.

Revisiones:

Al concluir una jugada el mánager tendrá 0:40 segundos para solicitar la revisión, cuando la jugada sea entre bateadores o entre lanzamientos.

Si el mánager solicita la revisión, una vez concluida la misma el reloj se reinicia en 0:20 segundos cuando los fildeadores y corredores estén en posición, el bateador y el receptor en el círculo de tierra del home plate y el lanzador en la loma de lanzar.

Reviradas y desconecte de la goma de lanzar:

Si el lanzador se desconecta de la goma de lanzar sin corredores en bases, el reloj no se detendrá.

Si el lanzador se desconecta de la goma con corredores en base, el reloj se detendrá y reiniciará en 0:20 segundos.

Con corredores en base el lanzador podrá realizar dos reviradas o desconecte de la goma por cada turno al bate. Si un lanzador realiza una tercera revirada o desconexión en la cual los corredores regresan safe a sus bases originales, se le cargará un balk al lanzador. Si se registra un out sobre cualquier corredor no se le cargará un balk al lanzador. Si al menos un corredor avanza una base no se le cargará un balk al lanzador.

En el caso de un avance de al menos un corredor o que se registre un out sobre un corredor el lanzador volverá a tener dos (02) reviradas.



CALENDARIO LEONES TEMPORADA 2023/24



DESGLIZA

OCTUBRE



| DOMINGO | LUNES | MARTES | MIÉRCOLES | JUEVES | VIERNES | SÁBADO |
|---|---|---|--|---|---|--|
| 1 | 2 | 3 | 4 | 5 | 6 | 7 |
| 8 | 9 | 10 | 11 | 12 | 13 | 14 |
| 15 | 16 | 17 | 18 |  19 7:45PM |  20 7:15PM |  21 7:30PM |
|  22 4:00 PM |  23 7:15 PM | LIBRE 24 |  25 7:00 PM |  26 7:15 PM |  27 7:15 PM |  28 6:00PM |
|  29 5:00 PM | LIBRE 30 |  31 7:15 PM | | | | |


LOCAL

VISITANTE

LIBRE



NOVIEMBRE



| DOMINGO | LUNES | MARTES | MIÉRCOLES | JUEVES | VIERNES | SÁBADO |
|------------|----------|------------|------------|------------|------------|------------|
| | | | 7:00 PM 1 | 7:30PM 2 | 7:45PM 3 | 7:30 PM 4 |
| 4:00 PM 5 | LIBRE 6 | 7:30PM 7 | LIBRE 8 | 7:15PM 9 | 7:15PM 10 | 5:00 PM 11 |
| 4:00 PM 12 | LIBRE 13 | 7:15 PM 14 | 7:30 PM 15 | 7:15 PM 16 | LIBRE 17 | 2:30 PM 18 |
| 4:00PM 19 | LIBRE 20 | 7:15PM 21 | 7:30PM 22 | LIBRE 23 | 7:30 PM 24 | 2:30PM 25 |
| 5:00PM 26 | LIBRE 27 | 7:15 PM 28 | 7:15 PM 29 | 7:30PM 30 | | |

LOCAL
VISITANTE
LIBRE



DICIEMBRE



| DOMINGO | LUNES | MARTES | MIÉRCOLES | JUEVES | VIERNES | SÁBADO |
|------------|-----------|------------|------------|-----------|------------|-----------|
| | | | | | 7:00 PM 1 | LIBRE 2 |
| LIBRE 3 | 7:15 PM 4 | 7:15 PM 5 | 7:45PM 6 | 7:15 PM 7 | 7:45PM 8 | LIBRE 9 |
| 4:00 PM 10 | LIBRE 11 | 7:30 PM 12 | 7:30PM 13 | LIBRE 14 | 7:15 PM 15 | 6:00PM 16 |
| 4:00PM 17 | LIBRE 18 | 7:00 PM 19 | 7:15 PM 20 | 7:45PM 21 | 7:15 PM 22 | LIBRE 23 |
| LIBRE 24 | LIBRE 25 | LIBRE 26 | LIBRE 27 | LIBRE 28 | LIBRE 29 | LIBRE 30 |
| LIBRE 31 | | | | | | |

LOCAL
VISITANTE
LIBRE

LIDERATOS HISTÓRICOS DEL ESCOGIDO

| Jugador | AVG* |
|-------------------|------|
| Mateo Rojas Alou | .327 |
| Felipe Rojas Alou | .310 |
| Jesús Rojas Alou | .300 |
| Juan Melo | .297 |
| José Vizcaíno | .297 |
| Junior Félix | .296 |
| Mario Guerrero | .294 |
| Carmelo Castillo | .285 |
| Juan Samuel | .283 |
| Tito Fuentes | .282 |

| Jugador | OBP |
|-------------------|------|
| Mateo Rojas Alou | .384 |
| Junior Félix | .381 |
| Felipe Rojas Alou | .378 |
| Luis Muñoz | .358 |
| Wilson Betemit | .357 |
| Nelson Liriano | .356 |
| Carmelo Castillo | .355 |
| David Ortiz | .349 |
| José Saint Claire | .341 |
| Abraham A Núñez | .341 |

| Jugador | SLG |
|-------------------|------|
| David Ortiz | .444 |
| Juan Samuel | .430 |
| Felipe Rojas Alou | .429 |
| Carmelo Castillo | .420 |
| Junior Félix | .416 |
| Mateo Rojas Alou | .415 |
| Wilson Betemit | .405 |
| Ricardo Joseph | .398 |
| Jesús Rojas Alou | .382 |
| Rufino Linares | .381 |

| Jugador | OPS |
|-------------------|------|
| Felipe Rojas Alou | .807 |
| Mateo Rojas Alou | .799 |
| Junior Félix | .797 |
| David Ortiz | .793 |
| Carmelo Castillo | .776 |
| Juan Samuel | .764 |
| Wilson Betemit | .762 |
| Ricardo Joseph | .732 |
| Rufino Linares | .718 |
| José Saint Claire | .714 |

* Bateo con un mínimo de 700 apariciones.

| Jugador | CA |
|--------------------|-----|
| Mateo Rojas Alou | 332 |
| Felipe Rojas Alou | 284 |
| Jesús Rojas Alou | 190 |
| José Moreno | 173 |
| Nelson Liriano | 161 |
| Junior Noboa | 149 |
| Gerónimo Berroa | 144 |
| Luis De Los Santos | 141 |
| Ricardo Joseph | 137 |
| Mario Guerrero | 131 |

| Jugador | CE |
|--------------------|-----|
| Felipe Rojas Alou | 260 |
| Mateo Rojas Alou | 199 |
| Jesús Rojas Alou | 182 |
| Rufino Linares | 172 |
| Gerónimo Berroa | 166 |
| Ricardo Joseph | 164 |
| David Ortiz | 164 |
| José Moreno | 162 |
| Federico Velázquez | 162 |
| Luis De Los Santos | 159 |

| Jugador | BR |
|-------------------|-----|
| Mateo Rojas Alou | 101 |
| Freddy Guzmán | 92 |
| Felipe Rojas Alou | 86 |
| José Moreno | 85 |
| Juan Samuel | 65 |
| Nelson Liriano | 59 |
| Eury Pérez | 50 |
| Carmelo Castillo | 46 |
| Carlos Gómez | 43 |
| Sammy Sosa | 42 |

| Jugador | BB |
|-------------------|-----|
| Felipe Rojas Alou | 196 |
| Mateo Rojas Alou | 188 |
| Nelson Liriano | 160 |
| José Moreno | 143 |
| Gerónimo Berroa | 140 |
| Abraham A Núñez | 135 |
| Ricardo Joseph | 130 |
| Luis Muñoz | 119 |
| Rufino Linares | 109 |
| Wilson Betemit | 102 |

| Jugador | H |
|--------------------|-----|
| Mateo Rojas Alou | 689 |
| Felipe Rojas Alou | 581 |
| Jesús Rojas Alou | 505 |
| Mario Guerrero | 352 |
| Luis De Los Santos | 345 |
| Federico Velázquez | 339 |
| Junior Noboa | 329 |
| José Moreno | 326 |
| Ricardo Joseph | 311 |
| Gerónimo Berroa | 303 |

| Jugador | 2B |
|--------------------|----|
| Mateo Rojas Alou | 90 |
| Felipe Rojas Alou | 87 |
| Jesús Rojas Alou | 79 |
| Gerónimo Berroa | 71 |
| David Ortiz | 67 |
| José Moreno | 65 |
| Luis De Los Santos | 59 |
| Carmelo Castillo | 53 |
| Mario Guerrero | 52 |
| Tito Fuentes | 44 |

| Jugador | 3B |
|-------------------|----|
| Mateo Rojas Alou | 27 |
| Felipe Rojas Alou | 22 |
| Ricardo Joseph | 18 |
| Jesús Rojas Alou | 17 |
| Juan Samuel | 17 |
| Osvaldo Virgil | 14 |
| Tito Fuentes | 13 |
| Raúl Mondesi | 12 |
| Junior Noboa | 12 |
| Carmelo Castillo | 11 |

| Jugador | HR |
|--------------------|----|
| Felipe Rojas Alou | 31 |
| Ricardo Joseph | 29 |
| David Ortiz | 24 |
| Rubén Mateo | 23 |
| Wilson Betemit | 20 |
| Federico Velázquez | 20 |
| Gerónimo Berroa | 19 |
| Rufino Linares | 19 |
| José Moreno | 19 |
| Robert Thurman | 18 |

| Jugador | JG |
|-----------------|----|
| Danilo Rivas | 51 |
| Juan Marichal | 36 |
| George Sackey | 34 |
| Mickey Mahler | 33 |
| Mario Soto | 28 |
| José Núñez | 27 |
| Joaquin Andújar | 25 |
| Fred Kipp | 22 |
| Stan Williams | 22 |
| Jay Ritchie | 21 |

| Jugador | PCT |
|-----------------|------|
| Mickey Mahler | .702 |
| Mario Soto | .622 |
| Juan Marichal | .621 |
| George Sackey | .618 |
| Danilo Rivas | .586 |
| Stan Williams | .550 |
| José Núñez | .540 |
| Joaquin Andújar | .500 |

| Jugador | ERA |
|------------------|------|
| Fred Kipp | 1.75 |
| Juan Marichal | 1.87 |
| Johnny Wright | 1.90 |
| Mario Brito | 2.14 |
| Jay Ritchie | 2.29 |
| Luis Arroyo | 2.32 |
| Stan Williams | 2.37 |
| Mario Soto | 2.48 |
| José Lima | 2.56 |
| Luis Encarnación | 2.65 |

| Player | WHIP |
|---------------|------|
| Juan Marichal | 1.04 |
| José Lima | 1.05 |
| Fred Kipp | 1.05 |
| Jay Ritchie | 1.06 |
| Johnny Wright | 1.12 |
| Luis Arroyo | 1.15 |
| Mario Brito | 1.16 |
| Mario Soto | 1.17 |
| Jesús Sánchez | 1.18 |
| José Núñez | 1.18 |

* Pitcheo con un mínimo de 143 apariciones.

| Jugador | IP |
|-----------------|-------|
| Danilo Rivas | 717 |
| Juan Marichal | 557.1 |
| George Sackey | 541 |
| Joaquin Andújar | 490.2 |
| José Núñez | 469.1 |
| Mickey Mahler | 446 |
| Mario Soto | 402.1 |
| Nerio Rodríguez | 361.2 |
| Jay Ritchie | 358 |
| Silvio Martínez | 348.2 |

| Jugador | JI |
|-----------------|----|
| Danilo Rivas | 89 |
| Joaquin Andújar | 69 |
| José Núñez | 69 |
| Nerio Rodríguez | 67 |
| Mickey Mahler | 66 |
| Juan Marichal | 63 |
| Edward Valdez | 63 |
| Silvio Martínez | 52 |
| George Sackey | 52 |
| Julio Santana | 48 |

| Jugador | CG |
|-----------------|----|
| Juan Marichal | 32 |
| Danilo Rivas | 30 |
| Jay Ritchie | 22 |
| Stan Williams | 19 |
| Fred Kipp | 18 |
| Joaquin Andújar | 16 |
| Mickey Mahler | 15 |
| Luis Arroyo | 13 |
| George Sackey | 12 |
| Pete Burnside | 11 |

| Jugador | SHO |
|-----------------|-----|
| Juan Marichal | 8 |
| Fred Kipp | 7 |
| Danilo Rivas | 6 |
| Jay Ritchie | 5 |
| Stan Williams | 5 |
| Luis Arroyo | 4 |
| Mickey Mahler | 4 |
| Silvio Martínez | 4 |
| Mike McLaughlin | 3 |
| Roberto Vargas | 3 |

| Jugador | BE |
|-----------------|------|
| Danilo Rivas | 3071 |
| George Sackey | 2293 |
| Juan Marichal | 2236 |
| Joaquin Andújar | 2105 |
| José Núñez | 1907 |
| Mickey Mahler | 1837 |
| Mario Soto | 1654 |
| Nerio Rodríguez | 1509 |
| Edward Valdez | 1460 |

| Jugador | SV |
|------------------|----|
| Luis Encarnación | 36 |
| Mario Brito | 30 |
| Steve Ratzler | 25 |
| Alberto Reyes | 22 |
| José Veras | 21 |
| José Cabrera | 19 |
| José Sosa | 17 |
| Raúl Ferreyra | 14 |
| Mario Soto | 14 |

| Jugador | K |
|-----------------|-----|
| Danilo Rivas | 469 |
| Juan Marichal | 412 |
| José Núñez | 353 |
| Mario Soto | 306 |
| Mickey Mahler | 270 |
| Nerio Rodríguez | 265 |
| Edward Valdez | 262 |
| Stan Williams | 234 |
| George Sackey | 221 |



| BATEADOR | AVG | OBP | SLG | OPS | G | AB | R | H | TB | 2B | 3B | HR | RBI | BB | IBB | SO | LOB | HBP | SH | SF | SB | CS | DP |
|--------------------|-------------|-------------|-------------|-------------|-----------|------------|-----------|------------|------------|-----------|----------|-----------|-----------|-----------|----------|------------|------------|----------|----------|----------|-----------|----------|-----------|
| Jimmy Paredes | .125 | .300 | .125 | .425 | 8 | 8 | 1 | 1 | 1 | 0 | 0 | 0 | 0 | 2 | 0 | 2 | 4 | 0 | 0 | 0 | 0 | 0 | 0 |
| Abraham Almonte | .200 | .394 | .360 | .754 | 8 | 25 | 2 | 5 | 9 | 1 | 0 | 1 | 2 | 8 | 0 | 6 | 12 | 0 | 0 | 0 | 2 | 0 | 0 |
| Junior Lake | .188 | .312 | .328 | .640 | 17 | 64 | 10 | 12 | 21 | 0 | 0 | 3 | 7 | 11 | 0 | 16 | 26 | 1 | 0 | 1 | 5 | 2 | 1 |
| Yeison Asencio | .500 | .500 | .500 | 1.000 | 2 | 4 | 0 | 2 | 2 | 0 | 0 | 0 | 1 | 0 | 0 | 1 | 3 | 0 | 0 | 0 | 0 | 0 | 0 |
| Erik Gonzalez | .323 | .371 | .415 | .787 | 18 | 65 | 10 | 21 | 27 | 4 | 1 | 0 | 7 | 5 | 0 | 12 | 35 | 0 | 0 | 0 | 3 | 2 | 1 |
| Franmil Reyes | .306 | .371 | .597 | .968 | 17 | 62 | 12 | 19 | 37 | 6 | 0 | 4 | 15 | 7 | 1 | 19 | 29 | 0 | 0 | 1 | 1 | 1 | 1 |
| Wendell Rijo | .333 | .500 | .500 | 1.000 | 7 | 18 | 1 | 6 | 9 | 3 | 0 | 0 | 7 | 5 | 0 | 3 | 4 | 1 | 1 | 0 | 1 | 0 | 0 |
| Deivy Grullon | .200 | .200 | .400 | .600 | 2 | 5 | 0 | 1 | 2 | 1 | 0 | 0 | 0 | 0 | 0 | 2 | 4 | 0 | 0 | 0 | 0 | 0 | 0 |
| José Marmolejos | .185 | .353 | .259 | .612 | 12 | 27 | 3 | 5 | 7 | 2 | 0 | 0 | 0 | 7 | 0 | 10 | 8 | 0 | 0 | 0 | 0 | 0 | 0 |
| Sandber Pimentel | .000 | .000 | .000 | .000 | 4 | 4 | 0 | 0 | 0 | 0 | 0 | 0 | 0 | 0 | 0 | 2 | 4 | 0 | 0 | 0 | 0 | 0 | 0 |
| Sandro Fabián | .217 | .217 | .304 | .522 | 6 | 23 | 3 | 5 | 7 | 2 | 0 | 0 | 1 | 0 | 0 | 3 | 13 | 0 | 0 | 0 | 0 | 0 | 1 |
| Joseph Rosa | .300 | .462 | .300 | .762 | 7 | 10 | 1 | 3 | 3 | 0 | 0 | 0 | 1 | 3 | 0 | 4 | 5 | 0 | 0 | 0 | 0 | 0 | 0 |
| Jonathan Guzman | .263 | .286 | .474 | .759 | 8 | 19 | 1 | 5 | 9 | 4 | 0 | 0 | 2 | 1 | 0 | 0 | 16 | 0 | 0 | 1 | 0 | 1 | 0 |
| Otto López | .600 | .600 | .800 | 1.400 | 1 | 5 | 0 | 3 | 4 | 1 | 0 | 0 | 1 | 0 | 0 | 2 | 0 | 0 | 0 | 0 | 0 | 0 | 0 |
| Aderlin Rodriguez | .318 | .333 | .591 | .924 | 6 | 22 | 4 | 7 | 13 | 0 | 0 | 2 | 6 | 1 | 0 | 8 | 7 | 0 | 0 | 1 | 0 | 0 | 0 |
| Marco Luciano | .195 | .365 | .293 | .658 | 12 | 41 | 8 | 8 | 12 | 1 | 0 | 1 | 4 | 11 | 0 | 15 | 19 | 0 | 0 | 0 | 0 | 0 | 0 |
| Steward Berroa | .143 | .143 | .143 | .286 | 9 | 7 | 3 | 1 | 1 | 0 | 0 | 0 | 0 | 0 | 0 | 4 | 3 | 0 | 0 | 0 | 3 | 0 | 0 |
| Francisco Urbaez | .000 | .154 | .000 | .154 | 6 | 11 | 1 | 0 | 0 | 0 | 0 | 0 | 0 | 2 | 0 | 5 | 11 | 0 | 0 | 0 | 1 | 0 | 0 |
| Pedro Severino | .167 | .250 | .167 | .417 | 7 | 18 | 2 | 3 | 3 | 0 | 0 | 0 | 1 | 2 | 0 | 2 | 11 | 0 | 0 | 0 | 0 | 0 | 0 |
| Freuddy Batista | .000 | .000 | .000 | .000 | 3 | 3 | 0 | 0 | 0 | 0 | 0 | 0 | 0 | 0 | 0 | 0 | 1 | 0 | 0 | 0 | 0 | 0 | 0 |
| Luis De Los Santos | .000 | .000 | .000 | .000 | 1 | 1 | 0 | 0 | 0 | 0 | 0 | 0 | 0 | 0 | 0 | 1 | 1 | 0 | 0 | 0 | 0 | 0 | 0 |
| Jesus Sucre | .263 | .300 | .316 | .616 | 7 | 19 | 1 | 5 | 6 | 1 | 0 | 0 | 3 | 1 | 0 | 2 | 12 | 0 | 2 | 0 | 0 | 0 | 1 |
| Blaine Crim | .220 | .340 | .415 | .755 | 14 | 41 | 9 | 9 | 17 | 2 | 0 | 2 | 8 | 8 | 0 | 15 | 25 | 0 | 0 | 1 | 0 | 0 | 2 |
| Junior Caminero | .353 | .371 | .471 | .842 | 8 | 34 | 1 | 12 | 16 | 4 | 0 | 0 | 2 | 1 | 0 | 10 | 9 | 0 | 0 | 0 | 1 | 0 | 0 |
| Hector Rodriguez | .311 | .333 | .459 | .792 | 15 | 61 | 8 | 19 | 28 | 3 | 3 | 0 | 5 | 2 | 0 | 11 | 22 | 0 | 0 | 0 | 1 | 1 | 2 |
| Michael Papierski | .100 | .400 | .200 | .600 | 4 | 10 | 0 | 1 | 2 | 1 | 0 | 0 | 1 | 5 | 0 | 2 | 6 | 0 | 0 | 0 | 0 | 0 | 0 |
| Josh H. Smith | .000 | .200 | .000 | .200 | 1 | 4 | 0 | 0 | 0 | 0 | 0 | 0 | 0 | 1 | 0 | 2 | 5 | 0 | 0 | 0 | 0 | 0 | 1 |
| Total | .250 | .340 | .386 | .726 | 18 | 611 | 81 | 153 | 236 | 36 | 4 | 13 | 74 | 83 | 1 | 159 | 136 | 2 | 3 | 5 | 18 | 7 | 10 |



| LANZADORES | W | L | PCT | ERA | AVG | G | GS | GF | GC | SHO | SV | IP | BFP | R | ER | H | 2B | 3B | HR | BB | IBB | SO | HBP | WP | B | SH | SF | WHIP |
|-------------------|----------|-----------|-------------|-------------|-------------|-----------|-----------|-----------|----------|----------|----------|--------------|------------|-----------|-----------|------------|-----------|----------|----------|-----------|----------|------------|----------|-----------|----------|----------|----------|-------------|
| Jenrry Mejía | 0 | 0 | .000 | 0.00 | 1.000 | 1 | 0 | 0 | 0 | 0 | 0 | 0.1 | 2 | 0 | 0 | 1 | 0 | 0 | 0 | 1 | 0 | 0 | 0 | 0 | 0 | 0 | 0 | 6.01 |
| Rhiner Cruz | 0 | 0 | .000 | 26.99 | .000 | 1 | 0 | 0 | 0 | 0 | 0 | 0.2 | 8 | 4 | 2 | 4 | 0 | 0 | 0 | 2 | 0 | 0 | 0 | 1 | 0 | 0 | 1 | 9.00 |
| Alexander Colome | 0 | 0 | .000 | 0.00 | .000 | 5 | 0 | 1 | 0 | 0 | 0 | 5.0 | 18 | 0 | 0 | 2 | 0 | 0 | 0 | 1 | 0 | 3 | 0 | 1 | 0 | 0 | 0 | 0.60 |
| Carlos Martinez | 0 | 1 | .000 | 4.09 | .000 | 3 | 3 | 0 | 0 | 0 | 0 | 11.0 | 52 | 10 | 5 | 13 | 1 | 2 | 0 | 5 | 0 | 7 | 1 | 2 | 0 | 0 | 0 | 1.64 |
| Jimmy Cordero | 0 | 0 | .000 | 2.84 | .000 | 7 | 0 | 4 | 0 | 0 | 3 | 6.1 | 28 | 2 | 2 | 6 | 0 | 0 | 0 | 3 | 0 | 5 | 0 | 0 | 0 | 0 | 0 | 1.42 |
| Gerson Bautista | 1 | 0 | .000 | 7.71 | .000 | 7 | 0 | 1 | 0 | 0 | 1 | 4.2 | 29 | 6 | 4 | 9 | 0 | 1 | 0 | 6 | 0 | 1 | 0 | 1 | 0 | 0 | 0 | 3.21 |
| Jesus Liranzo | 0 | 0 | .000 | 3.38 | .000 | 6 | 0 | 1 | 0 | 0 | 0 | 5.1 | 27 | 2 | 2 | 9 | 1 | 0 | 0 | 2 | 0 | 4 | 0 | 1 | 0 | 0 | 2 | 2.06 |
| Cesilio Pimentel | 1 | 0 | .000 | 2.45 | .000 | 5 | 0 | 3 | 0 | 0 | 0 | 3.2 | 16 | 2 | 1 | 3 | 0 | 0 | 0 | 1 | 0 | 4 | 0 | 1 | 0 | 0 | 0 | 1.09 |
| Emmanuel Ramíre | 2 | 0 | .000 | 0.00 | .000 | 8 | 0 | 0 | 0 | 0 | 0 | 11.1 | 35 | 0 | 0 | 2 | 0 | 0 | 0 | 2 | 0 | 11 | 0 | 0 | 0 | 0 | 0 | 0.35 |
| Enoli Paredes | 0 | 0 | .000 | 10.13 | .000 | 6 | 0 | 0 | 0 | 0 | 0 | 5.1 | 28 | 6 | 6 | 7 | 0 | 0 | 1 | 4 | 0 | 3 | 2 | 0 | 0 | 0 | 0 | 2.06 |
| Jasseel De La Cru | 0 | 0 | .000 | 0.00 | .000 | 3 | 0 | 0 | 0 | 0 | 0 | 4.1 | 19 | 0 | 0 | 3 | 0 | 0 | 0 | 3 | 0 | 5 | 0 | 0 | 0 | 0 | 0 | 1.38 |
| Aneurys Zabala | 1 | 0 | .000 | 3.18 | .000 | 6 | 0 | 1 | 0 | 0 | 1 | 5.2 | 25 | 2 | 2 | 6 | 0 | 2 | 0 | 3 | 0 | 6 | 0 | 2 | 0 | 0 | 0 | 1.59 |
| Victor Santos | 0 | 0 | .000 | 1.04 | .000 | 3 | 1 | 0 | 0 | 0 | 0 | 8.2 | 33 | 1 | 1 | 6 | 1 | 0 | 0 | 2 | 0 | 7 | 0 | 0 | 0 | 0 | 0 | 0.92 |
| Jose Dominguez | 0 | 0 | .000 | 0.00 | .000 | 2 | 0 | 1 | 0 | 0 | 0 | 0.1 | 5 | 0 | 0 | 0 | 0 | 0 | 0 | 3 | 0 | 0 | 1 | 0 | 0 | 0 | 0 | 9.01 |
| Enny Romero | 1 | 1 | .000 | 6.00 | .000 | 4 | 4 | 0 | 0 | 0 | 0 | 15.0 | 70 | 12 | 10 | 23 | 5 | 1 | 1 | 2 | 0 | 10 | 0 | 0 | 0 | 0 | 0 | 1.67 |
| Cristopher Molina | 0 | 1 | .000 | 10.80 | .000 | 2 | 2 | 0 | 0 | 0 | 0 | 6.2 | 35 | 8 | 8 | 10 | 2 | 0 | 1 | 6 | 0 | 4 | 0 | 0 | 0 | 0 | 0 | 2.40 |
| Steven Cruz | 1 | 1 | .000 | 0.00 | .000 | 6 | 0 | 1 | 0 | 0 | 0 | 5.0 | 30 | 6 | 0 | 7 | 0 | 0 | 0 | 6 | 0 | 7 | 1 | 3 | 0 | 0 | 1 | 2.60 |
| Carlos Garcia | 0 | 0 | .000 | 4.50 | .000 | 3 | 0 | 1 | 0 | 0 | 0 | 2.0 | 12 | 4 | 1 | 2 | 0 | 0 | 0 | 2 | 0 | 1 | 1 | 0 | 0 | 0 | 1 | 2.00 |
| Lisandro Santos | 0 | 0 | .000 | 10.80 | .000 | 2 | 0 | 0 | 0 | 0 | 0 | 1.2 | 9 | 2 | 2 | 2 | 1 | 0 | 0 | 1 | 0 | 2 | 1 | 0 | 0 | 0 | 0 | 1.80 |
| Brian Moran | 0 | 0 | .000 | 0.00 | .000 | 2 | 0 | 0 | 0 | 0 | 0 | 2.0 | 6 | 0 | 0 | 0 | 0 | 0 | 0 | 0 | 0 | 2 | 0 | 0 | 0 | 0 | 0 | 0.00 |
| Zac Rosscup | 0 | 1 | .000 | 0.00 | .000 | 7 | 0 | 1 | 0 | 0 | 0 | 6.1 | 26 | 1 | 0 | 3 | 0 | 0 | 0 | 4 | 1 | 7 | 1 | 0 | 0 | 0 | 0 | 1.11 |
| Cameron Gann | 0 | 0 | .000 | 8.68 | .000 | 3 | 2 | 0 | 0 | 0 | 0 | 9.1 | 47 | 9 | 9 | 11 | 1 | 2 | 0 | 7 | 0 | 10 | 0 | 1 | 1 | 0 | 2 | 1.93 |
| David Parkinson | 1 | 0 | .000 | 2.53 | .000 | 3 | 2 | 0 | 0 | 0 | 0 | 10.2 | 45 | 3 | 3 | 7 | 2 | 0 | 0 | 5 | 0 | 10 | 0 | 1 | 0 | 1 | 1 | 1.12 |
| Tanner Myatt | 0 | 1 | .000 | 1.93 | .000 | 6 | 0 | 2 | 0 | 0 | 0 | 4.2 | 22 | 1 | 1 | 4 | 2 | 0 | 0 | 2 | 0 | 4 | 1 | 1 | 0 | 1 | 0 | 1.29 |
| Tyler Alexander | 0 | 1 | .000 | 4.15 | .000 | 3 | 3 | 0 | 0 | 0 | 0 | 13.0 | 52 | 6 | 6 | 14 | 1 | 0 | 0 | 2 | 0 | 13 | 0 | 1 | 0 | 0 | 0 | 1.23 |
| Ty Buttrey | 0 | 3 | .000 | 9.45 | .000 | 7 | 0 | 1 | 0 | 0 | 0 | 6.2 | 30 | 8 | 7 | 8 | 1 | 1 | 1 | 1 | 0 | 6 | 0 | 1 | 0 | 0 | 0 | 1.35 |
| Daniel Lynch | 0 | 0 | .000 | 0.00 | .000 | 1 | 1 | 0 | 0 | 0 | 0 | 3.2 | 14 | 0 | 0 | 0 | 0 | 0 | 0 | 2 | 0 | 4 | 0 | 0 | 0 | 0 | 0 | 0.55 |
| Total | 8 | 10 | .000 | 4.07 | .259 | 18 | 18 | 18 | 0 | 0 | 5 | 159.1 | 723 | 95 | 72 | 162 | 18 | 9 | 4 | 78 | 1 | 136 | 9 | 17 | 1 | 2 | 8 | 1.51 |



| FILDEO | G | INN | TC | PO | A | E | DP | PB | SB | CS | PICK | PCT |
|--------------------|----|-----|----|----|----|---|----|----|----|----|------|-------|
| Jerry Mejía | 1 | 0 | 0 | 0 | 0 | 0 | 0 | 0 | 0 | 0 | 0 | .000 |
| Rhiner Cruz | 1 | 0 | 0 | 0 | 0 | 0 | 0 | 0 | 0 | 0 | 0 | .000 |
| Jimmy Paredes | 8 | 6 | 1 | 1 | 0 | 0 | 0 | 0 | 0 | 0 | 0 | 1.000 |
| Alexander Colome | 5 | 5 | 0 | 0 | 0 | 0 | 0 | 0 | 0 | 0 | 0 | .000 |
| Abraham Almonte | 8 | 58 | 13 | 13 | 0 | 0 | 0 | 0 | 0 | 0 | 0 | 1.000 |
| Carlos Martínez | 3 | 11 | 6 | 2 | 3 | 1 | 0 | 0 | 0 | 0 | 1 | .833 |
| Junior Lake | 17 | 142 | 34 | 31 | 1 | 2 | 0 | 0 | 0 | 0 | 0 | .941 |
| Yeison Asencio | 2 | 10 | 2 | 2 | 0 | 0 | 0 | 0 | 0 | 0 | 0 | 1.000 |
| Erik González | 18 | 150 | 71 | 23 | 47 | 1 | 2 | 0 | 0 | 0 | 0 | .986 |
| Jimmy Cordero | 7 | 6 | 0 | 0 | 0 | 0 | 0 | 0 | 0 | 0 | 0 | .000 |
| Franmil Reyes | 17 | 9 | 2 | 2 | 0 | 0 | 0 | 0 | 0 | 0 | 0 | 1.000 |
| Wendell Rijo | 7 | 52 | 24 | 8 | 14 | 2 | 1 | 0 | 0 | 0 | 0 | .917 |
| Deivy Grullon | 2 | 12 | 10 | 8 | 1 | 1 | 0 | 2 | 2 | 1 | 0 | .900 |
| José Marmolejos | 12 | 63 | 32 | 30 | 1 | 1 | 1 | 0 | 0 | 0 | 0 | .969 |
| Sandber Pimentel | 4 | 0 | 0 | 0 | 0 | 0 | 0 | 0 | 0 | 0 | 0 | .000 |
| Gerson Bautista | 7 | 4 | 0 | 0 | 0 | 0 | 0 | 0 | 0 | 0 | 0 | .000 |
| Jesus Liranzo | 6 | 5 | 0 | 0 | 0 | 0 | 0 | 0 | 0 | 0 | 0 | .000 |
| Cesilio Pimentel | 5 | 3 | 1 | 0 | 1 | 0 | 0 | 0 | 0 | 0 | 0 | 1.000 |
| Emmanuel Ramírez | 8 | 11 | 0 | 0 | 0 | 0 | 0 | 0 | 0 | 0 | 1 | .000 |
| Sandro Fabián | 6 | 53 | 14 | 13 | 0 | 1 | 0 | 0 | 0 | 0 | 0 | .929 |
| Enoli Paredes | 6 | 5 | 0 | 0 | 0 | 0 | 0 | 0 | 0 | 0 | 0 | .000 |
| Jasseel De La Cruz | 3 | 4 | 2 | 2 | 0 | 0 | 0 | 0 | 0 | 0 | 0 | 1.000 |
| Joseph Rosa | 7 | 21 | 13 | 3 | 10 | 0 | 0 | 0 | 0 | 0 | 0 | 1.000 |
| Aneurys Zabala | 6 | 5 | 0 | 0 | 0 | 0 | 0 | 0 | 0 | 0 | 0 | .000 |
| Jonathan Guzman | 8 | 59 | 27 | 7 | 20 | 0 | 1 | 0 | 0 | 0 | 0 | 1.000 |
| Otto López | 1 | 9 | 4 | 4 | 0 | 0 | 0 | 0 | 0 | 0 | 0 | 1.000 |
| Victor Santos | 3 | 8 | 2 | 1 | 1 | 0 | 0 | 0 | 0 | 0 | 0 | 1.000 |
| Jose Dominguez | 2 | 0 | 0 | 0 | 0 | 0 | 0 | 0 | 0 | 0 | 0 | .000 |
| Aderlin Rodríguez | 6 | 41 | 50 | 44 | 5 | 1 | 0 | 0 | 0 | 0 | 0 | .980 |
| Enny Romero | 4 | 15 | 3 | 1 | 1 | 1 | 0 | 0 | 0 | 0 | 0 | .667 |
| Marco Luciano | 12 | 97 | 43 | 16 | 24 | 3 | 2 | 0 | 0 | 0 | 0 | .930 |
| Steward Berroa | 9 | 18 | 6 | 6 | 0 | 0 | 0 | 0 | 0 | 0 | 0 | 1.000 |
| Francisco Urbáez | 6 | 34 | 15 | 5 | 8 | 2 | 0 | 0 | 0 | 0 | 0 | .867 |
| Cristopher Molina | 2 | 6 | 3 | 2 | 1 | 0 | 0 | 0 | 0 | 0 | 0 | 1.000 |
| Steven Cruz | 6 | 5 | 0 | 0 | 0 | 0 | 0 | 0 | 0 | 0 | 0 | .000 |
| Carlos García | 3 | 2 | 0 | 0 | 0 | 0 | 0 | 0 | 0 | 0 | 0 | .000 |
| Pedro Severino | 7 | 47 | 49 | 45 | 3 | 1 | 0 | 2 | 12 | 0 | 0 | .980 |
| Lisandro Santos | 2 | 1 | 0 | 0 | 0 | 0 | 0 | 0 | 0 | 0 | 0 | .000 |
| Freuddy Batista | 3 | 8 | 5 | 5 | 0 | 0 | 0 | 0 | 2 | 0 | 0 | 1.000 |
| Luis De Los Santos | 1 | 2 | 2 | 0 | 1 | 1 | 0 | 0 | 0 | 0 | 0 | .500 |
| Brian Moran | 2 | 2 | 1 | 0 | 1 | 0 | 0 | 0 | 0 | 0 | 0 | 1.000 |
| Zac Rosscup | 7 | 6 | 0 | 0 | 0 | 0 | 0 | 0 | 0 | 0 | 0 | .000 |
| Jesus Sucre | 7 | 57 | 53 | 47 | 5 | 1 | 0 | 2 | 7 | 2 | 0 | .981 |
| Cameron Gann | 3 | 9 | 0 | 0 | 0 | 0 | 0 | 0 | 0 | 0 | 0 | .000 |
| David Parkinson | 3 | 10 | 0 | 0 | 0 | 0 | 0 | 0 | 0 | 0 | 0 | .000 |
| Tanner Myatt | 6 | 4 | 0 | 0 | 0 | 0 | 0 | 0 | 0 | 0 | 0 | .000 |
| Tyler Alexander | 3 | 13 | 0 | 0 | 0 | 0 | 0 | 0 | 0 | 0 | 0 | .000 |
| Blaine Crim | 14 | 102 | 90 | 87 | 3 | 0 | 0 | 0 | 0 | 0 | 0 | 1.000 |
| Ty Buttrey | 7 | 6 | 0 | 0 | 0 | 0 | 0 | 0 | 0 | 0 | 0 | .000 |
| Junior Caminero | 8 | 62 | 23 | 2 | 17 | 4 | 1 | 0 | 0 | 0 | 0 | .826 |
| Hector Rodríguez | 15 | 116 | 36 | 32 | 3 | 1 | 0 | 0 | 0 | 0 | 0 | .972 |
| Daniel Lynch | 1 | 3 | 1 | 1 | 0 | 0 | 0 | 0 | 0 | 0 | 0 | 1.000 |
| Michael Papierski | 4 | 35 | 33 | 33 | 0 | 0 | 0 | 0 | 4 | 0 | 0 | 1.000 |



| | | | | | | | | | | | | |
|---------------|----|-------|-----|-----|-----|----|---|---|----|---|---|-------|
| Josh H. Smith | 1 | 9 | 2 | 2 | 0 | 0 | 0 | 0 | 0 | 0 | 0 | 1.000 |
| Total | 18 | 1,434 | 673 | 478 | 171 | 24 | 8 | 6 | 27 | 3 | 5 | .964 |



| BATEADOR | AVG | OBP | SLG | OPS | G | AB | R | H | TB | 2B | 3B | HR | RBI | BB | IBB | SO | LOB | HBP | SH | SF | SB | CS | DP |
|--------------------|-------------|-------------|-------------|-------------|-----------|------------|-----------|------------|------------|-----------|----------|----------|-----------|-----------|----------|------------|------------|----------|----------|----------|-----------|----------|----------|
| Hanser Alberto | .286 | .375 | .388 | .763 | 14 | 49 | 9 | 14 | 19 | 5 | 0 | 0 | 2 | 6 | 1 | 7 | 26 | 1 | 2 | 0 | 0 | 1 | 1 |
| Nelson Cruz | .308 | .438 | .308 | .745 | 5 | 13 | 1 | 4 | 4 | 0 | 0 | 0 | 2 | 2 | 0 | 3 | 5 | 1 | 0 | 0 | 0 | 0 | 0 |
| Leury García | .355 | .417 | .419 | .836 | 8 | 31 | 4 | 11 | 13 | 2 | 0 | 0 | 6 | 3 | 0 | 7 | 4 | 1 | 1 | 1 | 4 | 0 | 0 |
| Carlos Peguero | .138 | .212 | .207 | .419 | 9 | 29 | 3 | 4 | 6 | 0 | 1 | 0 | 3 | 3 | 0 | 15 | 14 | 0 | 0 | 1 | 0 | 0 | 1 |
| Carlos Franco | .240 | .387 | .440 | .827 | 12 | 25 | 3 | 6 | 11 | 2 | 0 | 1 | 5 | 6 | 0 | 7 | 17 | 0 | 0 | 0 | 0 | 0 | 0 |
| Iván Castillo | .368 | .400 | .684 | 1.084 | 8 | 19 | 6 | 7 | 13 | 3 | 0 | 1 | 3 | 1 | 0 | 2 | 8 | 0 | 0 | 0 | 1 | 0 | 1 |
| Edwin Espinal | .286 | .375 | .333 | .708 | 12 | 21 | 3 | 6 | 7 | 1 | 0 | 0 | 3 | 3 | 0 | 0 | 12 | 0 | 0 | 0 | 1 | 0 | 2 |
| Richard Ureña | .300 | .300 | .400 | .700 | 5 | 10 | 1 | 3 | 4 | 1 | 0 | 0 | 1 | 0 | 0 | 3 | 8 | 0 | 0 | 0 | 0 | 0 | 0 |
| Roldani Baldwin | .000 | .100 | .000 | .100 | 9 | 8 | 0 | 0 | 0 | 0 | 0 | 0 | 1 | 1 | 0 | 3 | 11 | 0 | 0 | 1 | 0 | 0 | 0 |
| Kelvin Gutiérrez | .357 | .405 | .471 | .876 | 17 | 70 | 9 | 25 | 33 | 4 | 2 | 0 | 9 | 6 | 1 | 15 | 28 | 1 | 0 | 2 | 2 | 0 | 1 |
| Erick Mejía | .150 | .292 | .200 | .492 | 6 | 20 | 3 | 3 | 4 | 1 | 0 | 0 | 1 | 3 | 0 | 7 | 12 | 1 | 0 | 0 | 0 | 0 | 0 |
| Dermis García | .000 | .000 | .000 | .000 | 1 | 2 | 0 | 0 | 0 | 0 | 0 | 0 | 0 | 0 | 0 | 1 | 3 | 0 | 0 | 0 | 0 | 0 | 0 |
| Jhon Núñez | .556 | .556 | .556 | 1.111 | 5 | 9 | 1 | 5 | 5 | 0 | 0 | 0 | 1 | 0 | 0 | 1 | 2 | 0 | 0 | 0 | 0 | 0 | 0 |
| José Miguel Fermín | .364 | .429 | .364 | .792 | 8 | 11 | 5 | 4 | 4 | 0 | 0 | 0 | 2 | 2 | 0 | 0 | 6 | 0 | 0 | 1 | 1 | 0 | 0 |
| Moisés Sierra | .250 | .357 | .250 | .607 | 8 | 12 | 3 | 3 | 3 | 0 | 0 | 0 | 1 | 1 | 0 | 8 | 7 | 1 | 0 | 0 | 0 | 0 | 0 |
| Jordany Valdespín | .000 | .000 | .000 | .000 | 4 | 4 | 0 | 0 | 0 | 0 | 0 | 0 | 0 | 0 | 0 | 1 | 1 | 0 | 0 | 0 | 0 | 0 | 0 |
| Diego Hernández | .224 | .255 | .306 | .561 | 16 | 49 | 3 | 11 | 15 | 2 | 1 | 0 | 7 | 2 | 0 | 9 | 19 | 0 | 0 | 0 | 2 | 0 | 0 |
| Yoyner Fajardo | .281 | .378 | .375 | .753 | 12 | 32 | 7 | 9 | 12 | 3 | 0 | 0 | 1 | 5 | 0 | 3 | 16 | 0 | 0 | 0 | 2 | 1 | 0 |
| Henry Urrutia | .304 | .355 | .429 | .783 | 14 | 56 | 3 | 17 | 24 | 4 | 0 | 1 | 10 | 5 | 0 | 12 | 24 | 0 | 0 | 1 | 1 | 0 | 1 |
| Julio Carreras | .279 | .362 | .508 | .871 | 16 | 61 | 14 | 17 | 31 | 3 | 1 | 3 | 12 | 8 | 0 | 15 | 24 | 0 | 1 | 0 | 6 | 1 | 1 |
| Luis Santana | .000 | .000 | .000 | .000 | 1 | 3 | 0 | 0 | 0 | 0 | 0 | 0 | 0 | 0 | 0 | 0 | 2 | 0 | 0 | 0 | 0 | 0 | 0 |
| Imanol Vargas | .286 | .286 | .286 | .571 | 3 | 7 | 0 | 2 | 2 | 0 | 0 | 0 | 0 | 0 | 0 | 3 | 5 | 0 | 0 | 0 | 0 | 0 | 0 |
| Carlos De la Cruz | .167 | .167 | .167 | .333 | 4 | 6 | 1 | 1 | 1 | 0 | 0 | 0 | 0 | 0 | 0 | 4 | 3 | 0 | 0 | 0 | 0 | 0 | 0 |
| Chuckie Robinson | .186 | .239 | .256 | .495 | 13 | 43 | 4 | 8 | 11 | 3 | 0 | 0 | 2 | 3 | 0 | 14 | 20 | 0 | 0 | 0 | 0 | 0 | 0 |
| Dane Myers | .306 | .364 | .408 | .772 | 14 | 49 | 7 | 15 | 20 | 2 | 0 | 1 | 7 | 3 | 1 | 8 | 24 | 2 | 0 | 1 | 6 | 1 | 1 |
| Total | .274 | .343 | .379 | .721 | 18 | 639 | 90 | 175 | 242 | 36 | 5 | 7 | 79 | 63 | 3 | 148 | 139 | 8 | 4 | 8 | 26 | 4 | 9 |



| LANZADORES | W | L | PCT | ERA | AVG | G | GS | GF | GC | SHO | SV | IP | BFP | R | ER | H | 2B | 3B | HR | BB | IBB | SO | HBP | WP | B | SH | SF | WHIP |
|-------------------|-----------|----------|-------------|-------------|-------------|-----------|-----------|-----------|----------|----------|----------|--------------|------------|-----------|-----------|------------|-----------|----------|-----------|-----------|----------|------------|----------|----------|----------|----------|----------|-------------|
| Fernando Rodney | 0 | 0 | .000 | 0.00 | .000 | 7 | 0 | 1 | 0 | 0 | 0 | 7.0 | 25 | 1 | 0 | 4 | 0 | 0 | 0 | 2 | 0 | 6 | 0 | 0 | 1 | 0 | 0 | 0.86 |
| Frank Garces | 1 | 0 | .000 | 1.74 | .000 | 8 | 0 | 2 | 0 | 0 | 0 | 10.1 | 38 | 2 | 2 | 6 | 1 | 0 | 2 | 3 | 1 | 4 | 0 | 0 | 0 | 0 | 1 | 0.87 |
| Michael Ynoa | 0 | 0 | .000 | 5.79 | .000 | 5 | 0 | 1 | 0 | 0 | 0 | 4.2 | 22 | 3 | 3 | 5 | 2 | 0 | 1 | 3 | 0 | 3 | 0 | 0 | 0 | 0 | 0 | 1.71 |
| Edgar Garcia | 2 | 0 | .000 | 0.00 | .000 | 5 | 0 | 0 | 0 | 0 | 0 | 5.0 | 19 | 0 | 0 | 0 | 0 | 0 | 0 | 4 | 0 | 4 | 0 | 1 | 0 | 0 | 0 | 0.80 |
| Reyes Moronta | 0 | 1 | .000 | 6.00 | .000 | 3 | 0 | 1 | 0 | 0 | 0 | 3.0 | 14 | 2 | 2 | 2 | 0 | 0 | 1 | 3 | 0 | 2 | 0 | 0 | 0 | 0 | 0 | 1.67 |
| Reymín Guduán | 2 | 0 | .000 | 1.86 | .000 | 9 | 0 | 8 | 0 | 0 | 5 | 9.2 | 37 | 3 | 2 | 5 | 2 | 0 | 0 | 4 | 0 | 8 | 0 | 1 | 0 | 0 | 0 | 0.93 |
| Raynel Espinal | 0 | 1 | .000 | 18.00 | .000 | 2 | 0 | 0 | 0 | 0 | 0 | 1.0 | 6 | 2 | 2 | 2 | 1 | 0 | 0 | 1 | 0 | 0 | 0 | 0 | 0 | 0 | 0 | 3.00 |
| Antonio Santos | 0 | 0 | .000 | 0.00 | .000 | 2 | 0 | 0 | 0 | 0 | 0 | 1.2 | 10 | 2 | 0 | 3 | 0 | 0 | 0 | 3 | 0 | 1 | 0 | 0 | 0 | 0 | 0 | 3.60 |
| Gabriel Ynoa | 0 | 0 | .000 | 5.11 | .000 | 3 | 3 | 0 | 0 | 0 | 0 | 12.1 | 55 | 7 | 7 | 13 | 3 | 0 | 1 | 7 | 0 | 6 | 0 | 1 | 0 | 0 | 0 | 1.62 |
| Yefri Del Rosario | 0 | 2 | .000 | 8.10 | .000 | 4 | 0 | 0 | 0 | 0 | 0 | 3.1 | 16 | 3 | 3 | 3 | 1 | 0 | 2 | 3 | 0 | 2 | 0 | 0 | 0 | 0 | 0 | 1.80 |
| Joel César | 0 | 0 | .000 | 0.00 | .000 | 1 | 0 | 1 | 0 | 0 | 0 | 1.0 | 3 | 0 | 0 | 0 | 0 | 0 | 0 | 0 | 0 | 1 | 0 | 0 | 0 | 0 | 0 | 0.00 |
| Johan Domínguez | 0 | 0 | .000 | 1.50 | .000 | 2 | 2 | 0 | 0 | 0 | 0 | 6.0 | 27 | 1 | 1 | 5 | 1 | 0 | 0 | 4 | 0 | 3 | 0 | 0 | 0 | 0 | 1 | 1.50 |
| Noé Toribio | 0 | 0 | .000 | 0.00 | 1.000 | 1 | 0 | 0 | 0 | 0 | 0 | 0.1 | 3 | 0 | 0 | 2 | 0 | 0 | 0 | 1 | 0 | 0 | 0 | 0 | 0 | 0 | 0 | 9.01 |
| Blas Castaño | 0 | 0 | .000 | 6.23 | .000 | 4 | 0 | 0 | 0 | 0 | 0 | 4.1 | 24 | 4 | 3 | 8 | 3 | 0 | 0 | 2 | 0 | 2 | 2 | 0 | 0 | 0 | 0 | 2.31 |
| Enmanuel Mejía | 0 | 0 | .000 | 0.00 | .000 | 6 | 0 | 2 | 0 | 0 | 1 | 5.1 | 23 | 1 | 0 | 3 | 0 | 0 | 0 | 3 | 0 | 5 | 0 | 1 | 0 | 0 | 0 | 1.13 |
| Anderson Pilar | 1 | 0 | .000 | 0.00 | .000 | 3 | 0 | 0 | 0 | 0 | 0 | 4.0 | 14 | 0 | 0 | 1 | 1 | 0 | 0 | 2 | 0 | 4 | 0 | 0 | 0 | 0 | 0 | 0.75 |
| Ángel Chivilli | 0 | 0 | .000 | 1.69 | .000 | 5 | 0 | 0 | 0 | 0 | 0 | 5.1 | 22 | 3 | 1 | 4 | 0 | 0 | 0 | 2 | 0 | 5 | 0 | 0 | 0 | 0 | 0 | 1.13 |
| Francis Peguero | 1 | 0 | .000 | 6.23 | .000 | 6 | 0 | 0 | 0 | 0 | 0 | 4.1 | 17 | 3 | 3 | 3 | 1 | 0 | 1 | 1 | 0 | 3 | 0 | 0 | 1 | 0 | 1 | 0.92 |
| Ronald Medrano | 1 | 1 | .000 | 6.43 | .000 | 4 | 4 | 0 | 0 | 0 | 0 | 14.0 | 63 | 10 | 10 | 13 | 4 | 0 | 0 | 10 | 0 | 7 | 1 | 0 | 0 | 0 | 1 | 1.64 |
| Kotaro Ueda | 0 | 0 | .000 | 0.00 | .000 | 3 | 0 | 1 | 0 | 0 | 0 | 2.1 | 12 | 0 | 0 | 3 | 0 | 0 | 0 | 3 | 0 | 3 | 0 | 0 | 0 | 0 | 0 | 2.57 |
| Nick Raquet | 1 | 0 | .000 | 3.94 | .000 | 4 | 4 | 0 | 0 | 0 | 0 | 16.0 | 72 | 7 | 7 | 19 | 3 | 1 | 0 | 7 | 0 | 16 | 1 | 1 | 1 | 0 | 1 | 1.63 |
| Nolan Kingham | 2 | 0 | .000 | 3.32 | .000 | 4 | 4 | 0 | 0 | 0 | 0 | 19.0 | 82 | 7 | 7 | 21 | 3 | 0 | 3 | 6 | 0 | 11 | 1 | 0 | 0 | 0 | 1 | 1.42 |
| Stephen Kolek | 1 | 0 | .000 | 0.00 | .000 | 4 | 0 | 0 | 0 | 0 | 0 | 4.2 | 16 | 1 | 0 | 1 | 0 | 0 | 0 | 2 | 0 | 4 | 0 | 1 | 0 | 1 | 0 | 0.64 |
| Benony Robles | 0 | 0 | .000 | 0.00 | .000 | 7 | 1 | 0 | 0 | 0 | 0 | 7.0 | 25 | 0 | 0 | 3 | 0 | 0 | 0 | 2 | 0 | 4 | 0 | 0 | 0 | 0 | 0 | 0.71 |
| Josan Mendez | 0 | 0 | .000 | 13.50 | .000 | 2 | 0 | 1 | 0 | 0 | 0 | 1.1 | 7 | 2 | 2 | 2 | 0 | 0 | 0 | 1 | 0 | 0 | 0 | 0 | 0 | 0 | 0 | 2.25 |
| Burch Smith | 0 | 0 | .000 | 1.80 | .000 | 4 | 0 | 0 | 0 | 0 | 0 | 5.0 | 19 | 1 | 1 | 4 | 0 | 0 | 0 | 1 | 0 | 5 | 0 | 1 | 0 | 0 | 1 | 1.00 |
| Justin Sterner | 1 | 0 | .000 | 0.00 | .000 | 4 | 0 | 0 | 0 | 0 | 0 | 4.0 | 13 | 0 | 0 | 1 | 1 | 0 | 0 | 1 | 0 | 2 | 0 | 0 | 0 | 0 | 0 | 0.50 |
| Luis Patiño | 0 | 0 | .000 | 0.00 | .000 | 1 | 0 | 0 | 0 | 0 | 0 | 1.0 | 4 | 0 | 0 | 0 | 0 | 0 | 0 | 1 | 0 | 0 | 0 | 0 | 0 | 0 | 0 | 1.00 |
| Total | 13 | 5 | .000 | 3.09 | .229 | 18 | 18 | 18 | 0 | 0 | 6 | 163.0 | 688 | 65 | 56 | 136 | 27 | 1 | 11 | 82 | 1 | 111 | 5 | 7 | 3 | 1 | 7 | 1.34 |



| FILDEO | G | INN | TC | PO | A | E | DP | PB | SB | CS | PICK | PCT |
|--------------------|----|-----|----|----|----|---|----|----|----|----|------|-------|
| Hanser Alberto | 14 | 112 | 62 | 23 | 38 | 1 | 3 | 0 | 0 | 0 | 0 | .984 |
| Nelson Cruz | 5 | 0 | 0 | 0 | 0 | 0 | 0 | 0 | 0 | 0 | 0 | .000 |
| Leury García | 8 | 73 | 12 | 10 | 2 | 0 | 0 | 0 | 0 | 0 | 0 | 1.000 |
| Carlos Peguero | 9 | 17 | 6 | 6 | 0 | 0 | 0 | 0 | 0 | 0 | 0 | 1.000 |
| Fernando Rodney | 7 | 7 | 0 | 0 | 0 | 0 | 0 | 0 | 0 | 0 | 0 | .000 |
| Frank Garces | 8 | 10 | 6 | 1 | 5 | 0 | 0 | 0 | 0 | 0 | 1 | 1.000 |
| Michael Ynoa | 5 | 4 | 0 | 0 | 0 | 0 | 0 | 0 | 0 | 0 | 0 | .000 |
| Carlos Franco | 12 | 52 | 55 | 50 | 5 | 0 | 1 | 0 | 0 | 0 | 0 | 1.000 |
| Iván Castillo | 8 | 39 | 16 | 8 | 8 | 0 | 0 | 0 | 0 | 0 | 0 | 1.000 |
| Edwin Espinal | 12 | 51 | 52 | 50 | 2 | 0 | 1 | 0 | 0 | 0 | 0 | 1.000 |
| Edgar Garcia | 5 | 5 | 0 | 0 | 0 | 0 | 0 | 0 | 0 | 0 | 0 | .000 |
| Reyes Moronta | 3 | 3 | 0 | 0 | 0 | 0 | 0 | 0 | 0 | 0 | 0 | .000 |
| Richard Ureña | 5 | 22 | 10 | 4 | 6 | 0 | 0 | 0 | 0 | 0 | 0 | 1.000 |
| Reymín Guduán | 9 | 9 | 2 | 0 | 1 | 1 | 0 | 0 | 0 | 0 | 0 | .500 |
| Roldani Baldwin | 9 | 31 | 34 | 27 | 5 | 2 | 0 | 1 | 4 | 4 | 0 | .941 |
| Kelvin Gutiérrez | 17 | 145 | 58 | 25 | 33 | 0 | 2 | 0 | 0 | 0 | 0 | 1.000 |
| Erick Mejía | 6 | 44 | 9 | 9 | 0 | 0 | 0 | 0 | 0 | 0 | 0 | 1.000 |
| Raynel Espinal | 2 | 1 | 0 | 0 | 0 | 0 | 0 | 0 | 0 | 0 | 0 | .000 |
| Dermis García | 1 | 5 | 8 | 7 | 1 | 0 | 0 | 0 | 0 | 0 | 0 | 1.000 |
| Jhon Núñez | 5 | 25 | 25 | 24 | 1 | 0 | 0 | 0 | 3 | 0 | 0 | 1.000 |
| Antonio Santos | 2 | 1 | 0 | 0 | 0 | 0 | 0 | 0 | 0 | 0 | 0 | .000 |
| Gabriel Ynoa | 3 | 12 | 2 | 1 | 1 | 0 | 0 | 0 | 0 | 0 | 0 | 1.000 |
| Yefri Del Rosario | 4 | 3 | 1 | 0 | 1 | 0 | 0 | 0 | 0 | 0 | 0 | 1.000 |
| Joel César | 1 | 1 | 1 | 0 | 1 | 0 | 0 | 0 | 0 | 0 | 0 | 1.000 |
| Johan Domínguez | 2 | 6 | 0 | 0 | 0 | 0 | 0 | 0 | 0 | 0 | 0 | .000 |
| José Miguel Fermín | 8 | 28 | 10 | 6 | 3 | 1 | 0 | 0 | 0 | 0 | 0 | .900 |
| Noé Toribio | 1 | 0 | 0 | 0 | 0 | 0 | 0 | 0 | 0 | 0 | 0 | .000 |
| Moisés Sierra | 8 | 35 | 9 | 9 | 0 | 0 | 0 | 0 | 0 | 0 | 0 | 1.000 |
| Jordany Valdespín | 4 | 0 | 0 | 0 | 0 | 0 | 0 | 0 | 0 | 0 | 0 | .000 |
| Diego Hernández | 16 | 113 | 35 | 33 | 1 | 1 | 0 | 0 | 0 | 0 | 0 | .971 |
| Blas Castaño | 4 | 4 | 3 | 0 | 1 | 2 | 0 | 0 | 0 | 0 | 1 | .333 |
| Enmanuel Mejía | 6 | 5 | 1 | 1 | 0 | 0 | 0 | 0 | 0 | 0 | 0 | 1.000 |
| Anderson Pilar | 3 | 4 | 1 | 0 | 1 | 0 | 0 | 0 | 0 | 0 | 0 | 1.000 |
| Yoyner Fajardo | 12 | 60 | 12 | 11 | 1 | 0 | 0 | 0 | 0 | 0 | 0 | 1.000 |
| Henry Urrutia | 14 | 55 | 48 | 44 | 4 | 0 | 0 | 0 | 0 | 0 | 0 | 1.000 |
| Julio Carreras | 16 | 136 | 74 | 22 | 49 | 3 | 5 | 0 | 0 | 0 | 0 | .959 |
| Luis Santana | 1 | 5 | 2 | 2 | 0 | 0 | 0 | 0 | 0 | 0 | 0 | 1.000 |
| Imanol Vargas | 3 | 13 | 1 | 1 | 0 | 0 | 0 | 0 | 0 | 0 | 0 | 1.000 |
| Ángel Chivilli | 5 | 5 | 0 | 0 | 0 | 0 | 0 | 0 | 0 | 0 | 0 | .000 |
| Carlos De la Cruz | 4 | 19 | 9 | 9 | 0 | 0 | 0 | 0 | 0 | 0 | 0 | 1.000 |
| Francis Peguero | 6 | 4 | 0 | 0 | 0 | 0 | 0 | 0 | 0 | 0 | 0 | .000 |
| Chuckie Robinson | 13 | 107 | 72 | 64 | 7 | 1 | 0 | 1 | 10 | 5 | 0 | .986 |
| Dane Myers | 14 | 117 | 36 | 35 | 1 | 0 | 0 | 0 | 0 | 0 | 0 | 1.000 |
| Ronald Medrano | 4 | 14 | 6 | 4 | 2 | 0 | 0 | 0 | 0 | 0 | 1 | 1.000 |
| Kotaro Ueda | 3 | 2 | 0 | 0 | 0 | 0 | 0 | 0 | 0 | 0 | 0 | .000 |
| Nick Raquet | 4 | 16 | 1 | 0 | 1 | 0 | 0 | 0 | 0 | 0 | 0 | 1.000 |
| Nolan Kingham | 4 | 19 | 3 | 1 | 2 | 0 | 0 | 0 | 0 | 0 | 0 | 1.000 |
| Stephen Kolek | 4 | 4 | 3 | 1 | 2 | 0 | 0 | 0 | 0 | 0 | 0 | 1.000 |
| Benony Robles | 7 | 7 | 1 | 0 | 1 | 0 | 0 | 0 | 0 | 0 | 1 | 1.000 |
| Josan Mendez | 2 | 1 | 0 | 0 | 0 | 0 | 0 | 0 | 0 | 0 | 0 | .000 |
| Burch Smith | 4 | 5 | 2 | 1 | 1 | 0 | 0 | 0 | 0 | 0 | 0 | 1.000 |
| Justin Sterner | 4 | 4 | 0 | 0 | 0 | 0 | 0 | 0 | 0 | 0 | 0 | .000 |
| Luis Patiño | 1 | 1 | 0 | 0 | 0 | 0 | 0 | 0 | 0 | 0 | 0 | .000 |



Liga de Béisbol Profesional de la República Dominicana
Temporada: 2023 - Serie Regular
Gigantes del Cibao VS Oponentes

ESTADÍSTICAS

| | | | | | | | | | | | | |
|-------|----|-------|-----|-----|-----|----|----|---|----|---|---|------|
| Total | 18 | 1,467 | 688 | 489 | 187 | 12 | 12 | 2 | 17 | 9 | 6 | .983 |
|-------|----|-------|-----|-----|-----|----|----|---|----|---|---|------|



STANDING

| Equipos | J | G | P | Pct | Dif | Casa | Ruta | U10 | X1 | EX | CA | CP | DC |
|-----------|----|----|----|-------|------|------|------|-----|-----|-----|----|-----|-----|
| Gigantes | 18 | 13 | 5 | 0.722 | 0.00 | 4-4 | 9-1 | 7-3 | 7-0 | 2-0 | 90 | 65 | +25 |
| Tigres | 18 | 10 | 8 | 0.556 | 3.00 | 3-7 | 7-1 | 5-5 | 1-1 | 1-1 | 85 | 82 | +3 |
| Estrellas | 18 | 9 | 9 | 0.500 | 4.00 | 3-5 | 6-4 | 5-5 | 1-4 | 2-2 | 84 | 69 | +15 |
| Toros | 18 | 9 | 9 | 0.500 | 4.00 | 4-6 | 5-3 | 6-4 | 2-2 | 1-1 | 91 | 82 | +9 |
| Leones | 18 | 8 | 10 | 0.444 | 5.00 | 2-6 | 6-4 | 5-5 | 0-2 | 0-1 | 81 | 95 | -14 |
| Aguilas | 18 | 5 | 13 | 0.278 | 8.00 | 1-9 | 4-4 | 1-9 | 1-3 | 1-2 | 87 | 125 | -38 |

| Equipos | J | G | P | Pct | Dif | Casa | Ruta | U10 | X1 | EX | CA | CP | DC |
|---------|---|---|---|-----|-----|------|------|-----|----|----|----|----|----|
| | | | | | | | | | | | | | |

SERIE PARTICULAR

| EQUIPO | GC | TL | EO | TE | LE | AC |
|--------|----|----|----|----|----|----|
| GC | 0 | 2 | 4 | 3 | 2 | 2 |
| TL | 2 | 0 | 2 | 1 | 2 | 3 |
| EO | 0 | 1 | 0 | 3 | 2 | 3 |
| TE | 0 | 3 | 0 | 0 | 3 | 3 |
| LE | 2 | 1 | 2 | 1 | 0 | 2 |
| AC | 1 | 1 | 1 | 1 | 1 | 0 |



| BATEO | AVG | OBP | SLG | OPS | G | AB | R | H | TB | 2B | 3B | HR | RBI | BB | IBB | SO | LOB | HBP | SH | SF | SB | CS | DP |
|----------------------|-------------|-------------|-------------|-------------|-----------|-------------|------------|------------|--------------|------------|-----------|-----------|------------|------------|-----------|------------|------------|-----------|-----------|-----------|------------|-----------|-----------|
| Gigantes del Cibao | .274 | .343 | .379 | .721 | 18 | 639 | 90 | 175 | 242 | 36 | 5 | 7 | 79 | 63 | 3 | 148 | 139 | 8 | 4 | 8 | 26 | 4 | 9 |
| Aguilas Cibaeñas | .262 | .352 | .350 | .702 | 18 | 614 | 87 | 161 | 215 | 25 | 4 | 7 | 75 | 86 | 2 | 123 | 133 | 3 | 2 | 7 | 18 | 5 | 18 |
| Leones del Escogido | .250 | .340 | .386 | .726 | 18 | 611 | 81 | 153 | 236 | 36 | 4 | 13 | 74 | 83 | 1 | 159 | 136 | 2 | 3 | 5 | 18 | 7 | 10 |
| Estrellas Orientales | .242 | .324 | .323 | .648 | 18 | 625 | 84 | 151 | 202 | 30 | 3 | 5 | 67 | 74 | 9 | 128 | 143 | 6 | 4 | 7 | 27 | 9 | 8 |
| Tigres del Licey | .241 | .328 | .313 | .640 | 18 | 614 | 85 | 148 | 192 | 26 | 3 | 4 | 75 | 73 | 4 | 127 | 132 | 12 | 2 | 12 | 12 | 4 | 11 |
| Toros del Este | .240 | .336 | .335 | .672 | 18 | 620 | 91 | 149 | 208 | 25 | 2 | 10 | 76 | 77 | 1 | 143 | 143 | 15 | 1 | 5 | 24 | 7 | 6 |
| Total | .252 | .337 | .348 | .685 | 54 | 3723 | 518 | 937 | 1,291 | 178 | 21 | 46 | 446 | 456 | 20 | 828 | 826 | 46 | 16 | 44 | 125 | 36 | 62 |

| PITCHEO | W | L | PCT | ERA | AVG | G | GS | GF | SV | IP | BFP | R | ER | H | 2B | 3B | HR | BB | IBB | SO | HBP | WP | B | SH | SF | WHIP |
|----------------------|-----------|-----------|-------------|-------------|-------------|-----------|-----------|-----------|-----------|--------------|--------------|------------|------------|------------|------------|-----------|-----------|------------|-----------|------------|-----------|-----------|-----------|-----------|-----------|-------------|
| Gigantes del Cibao | 13 | 5 | .722 | 3.09 | .229 | 18 | 18 | 18 | 6 | 163.0 | 688 | 65 | 56 | 136 | 27 | 1 | 11 | 82 | 1 | 111 | 5 | 7 | 3 | 1 | 7 | 1.34 |
| Estrellas Orientales | 9 | 9 | .500 | 3.13 | .238 | 18 | 18 | 18 | 4 | 161.0 | 685 | 69 | 56 | 143 | 23 | 2 | 6 | 68 | 2 | 147 | 5 | 17 | 1 | 3 | 7 | 1.31 |
| Tigres del Licey | 10 | 8 | .556 | 3.63 | .256 | 18 | 18 | 18 | 5 | 166.0 | 727 | 82 | 67 | 163 | 41 | 5 | 7 | 75 | 7 | 134 | 3 | 5 | 3 | 5 | 6 | 1.43 |
| Toros del Este | 9 | 9 | .500 | 4.02 | .244 | 18 | 18 | 18 | 3 | 161.1 | 713 | 82 | 72 | 152 | 30 | 3 | 6 | 76 | 4 | 162 | 5 | 10 | 1 | 2 | 7 | 1.41 |
| Leones del Escogido | 8 | 10 | .444 | 4.07 | .259 | 18 | 18 | 18 | 5 | 159.1 | 723 | 95 | 72 | 162 | 18 | 9 | 4 | 78 | 1 | 136 | 9 | 17 | 1 | 2 | 8 | 1.51 |
| Aguilas Cibaeñas | 5 | 13 | .278 | 5.40 | .281 | 18 | 18 | 18 | 2 | 158.1 | 751 | 125 | 95 | 181 | 39 | 1 | 12 | 77 | 5 | 138 | 19 | 13 | 2 | 3 | 9 | 1.63 |
| Total | 54 | 54 | .500 | 3.88 | .252 | 54 | 54 | 54 | 25 | 969.0 | 4,287 | 518 | 418 | 937 | 178 | 21 | 46 | 456 | 20 | 828 | 46 | 69 | 11 | 16 | 44 | 1.44 |

| FILDEO | G | INN | TC | PO | A | E | DP | PB | SB | CS | PICK | PCT |
|----------------------|-----------|------------|--------------|--------------|------------|------------|-----------|-----------|------------|-----------|-----------|-------------|
| Gigantes del Cibao | 18 | 163 | 688 | 489 | 187 | 12 | 12 | 2 | 17 | 9 | 6 | .983 |
| Estrellas Orientales | 18 | 161 | 662 | 483 | 159 | 20 | 14 | 3 | 17 | 3 | 6 | .970 |
| Tigres del Licey | 18 | 166 | 702 | 498 | 180 | 24 | 14 | 4 | 17 | 5 | 5 | .966 |
| Leones del Escogido | 18 | 159 | 673 | 478 | 171 | 24 | 8 | 6 | 27 | 3 | 5 | .964 |
| Toros del Este | 18 | 161 | 651 | 484 | 140 | 27 | 8 | 2 | 28 | 7 | 7 | .959 |
| Aguilas Cibaeñas | 18 | 158 | 664 | 475 | 154 | 35 | 6 | 2 | 19 | 8 | 5 | .947 |
| Total | 54 | 969 | 4,040 | 2,907 | 991 | 142 | 62 | 19 | 125 | 35 | 17 | .965 |

PORCENTAJE DE BATEO (Basado en 2.7 apariciones al plato por juego)

| JUGADOR | EQUIPO | G | AB | R | H | RBI | AVG |
|---------------------|----------------------|----|----|----|----|-----|------|
| Kelvin Gutiérrez | Gigantes del Cibao | 17 | 70 | 9 | 25 | 9 | .357 |
| Starlin Castro | Aguilas Cibaenas | 16 | 57 | 8 | 20 | 12 | .351 |
| Ronny Simon | Toros del Este | 17 | 69 | 19 | 24 | 11 | .348 |
| Webster Rivas | Toros del Este | 15 | 49 | 4 | 17 | 7 | .347 |
| Vidal Brujan | Estrellas Orientales | 17 | 65 | 10 | 22 | 10 | .338 |
| Yairo Munoz | Aguilas Cibaenas | 13 | 45 | 8 | 15 | 6 | .333 |
| Yadiel Hernandez | Aguilas Cibaenas | 17 | 58 | 10 | 19 | 4 | .328 |
| Erik Gonzalez | Leones del Escogido | 18 | 65 | 10 | 21 | 7 | .323 |
| Jose Tena | Estrellas Orientales | 17 | 62 | 8 | 20 | 4 | .323 |
| Christopher Familia | Estrellas Orientales | 14 | 48 | 6 | 15 | 5 | .313 |

CARRERAS ANOTADAS

| JUGADOR | EQUIPO | R |
|------------------|----------------------|----|
| Ronny Simon | Toros del Este | 19 |
| Emilio Bonifacio | Tigres del Licey | 15 |
| Julio Carreras | Gigantes del Cibao | 14 |
| Franmil Reyes | Leones del Escogido | 12 |
| Vidal Brujan | Estrellas Orientales | 10 |

CARRERAS EMPUJADAS

| JUGADOR | EQUIPO | RBI |
|----------------|----------------------|-----|
| Franmil Reyes | Leones del Escogido | 15 |
| Julio Carreras | Gigantes del Cibao | 12 |
| Starlin Castro | Aguilas Cibaenas | 12 |
| Ronny Simon | Toros del Este | 11 |
| Vidal Brujan | Estrellas Orientales | 10 |

HITS

| JUGADOR | EQUIPO | H |
|------------------|----------------------|----|
| Kelvin Gutiérrez | Gigantes del Cibao | 25 |
| Ronny Simon | Toros del Este | 24 |
| Vidal Brujan | Estrellas Orientales | 22 |
| Erik Gonzalez | Leones del Escogido | 21 |
| Starlin Castro | Aguilas Cibaenas | 20 |

DOBLES

| JUGADOR | EQUIPO | 2B |
|-----------------|----------------------|----|
| Franmil Reyes | Leones del Escogido | 6 |
| Hanser Alberto | Gigantes del Cibao | 5 |
| Vidal Brujan | Estrellas Orientales | 5 |
| Miguel Sano | Estrellas Orientales | 5 |
| Junior Caminero | Leones del Escogido | 4 |

TRIPLES

| JUGADOR | EQUIPO | 3B |
|------------------|----------------------|----|
| Hector Rodriguez | Leones del Escogido | 3 |
| Drew Avans | Estrellas Orientales | 2 |
| Kelvin Gutiérrez | Gigantes del Cibao | 2 |
| Cesar Prieto | Aguilas Cibaenas | 2 |
| Eliezer Alvarez | Aguilas Cibaenas | 1 |

CUADRANGULARES

| JUGADOR | EQUIPO | HR |
|----------------|---------------------|----|
| Franmil Reyes | Leones del Escogido | 4 |
| Pablo Reyes | Toros del Este | 4 |
| Julio Carreras | Gigantes del Cibao | 3 |
| Junior Lake | Leones del Escogido | 3 |
| Daniel Palka | Aguilas Cibaenas | 3 |

BASES ROBADAS

| JUGADOR | EQUIPO | SB |
|------------------|----------------------|----|
| Vidal Brujan | Estrellas Orientales | 10 |
| Ronny Simon | Toros del Este | 7 |
| Emilio Bonifacio | Tigres del Licey | 6 |
| Julio Carreras | Gigantes del Cibao | 6 |
| Dane Myers | Gigantes del Cibao | 6 |

EFFECTIVIDAD

| JUGADOR | EQUIPO | IP | BE | ER | ERA |
|---------------|-------------------|------|----|----|------|
| Logan Allen | Tigres del Licey | 15.0 | 59 | 1 | 0.60 |
| Paolo Espino | Toros del Este | 14.2 | 60 | 2 | 1.23 |
| Matt Dermody | Toros del Este | 14.0 | 55 | 3 | 1.93 |
| Edwin Uceta | Estrellas Orienta | 17.0 | 70 | 4 | 2.12 |
| Ariel Miranda | Aguilas Cibaenas | 17.2 | 75 | 6 | 3.06 |

PONCHES

| JUGADOR | EQUIPO | SO |
|---------------|--------------------|----|
| Ariel Miranda | Aguilas Cibaenas | 19 |
| Esmil Rogers | Toros del Este | 17 |
| Matt Dermody | Toros del Este | 16 |
| Radhames Liz | Tigres del Licey | 16 |
| Nick Raquet | Gigantes del Cibao | 16 |

BASES POR BOLAS Y HITS POR INNINGS

| JUGADOR | EQUIPO | WHIP |
|--------------|----------------------|------|
| Matt Dermody | Toros del Este | 1.00 |
| Paolo Espino | Toros del Este | 1.16 |
| Edwin Uceta | Estrellas Orientales | 1.18 |
| Logan Allen | Tigres del Licey | 1.20 |
| Raul Valdes | Toros del Este | 1.21 |

VICTORIAS

| JUGADOR | EQUIPO | W |
|--------------------|----------------------|---|
| Dan Altavilla | Tigres del Licey | 3 |
| Lisalverto Bonilla | Tigres del Licey | 2 |
| Paolo Espino | Toros del Este | 2 |
| Gerónimo Franzuá | Estrellas Orientales | 2 |
| Edgar Garcia | Gigantes del Cibao | 2 |

JUEGOS SALVADOS

| JUGADOR | EQUIPO | SV |
|------------------|----------------------|----|
| Reymín Guduán | Gigantes del Cibao | 5 |
| Jairo Asencio | Tigres del Licey | 4 |
| Jimmy Cordero | Leones del Escogido | 3 |
| Neftali Feliz | Estrellas Orientales | 3 |
| Diógenes Almengó | Toros del Este | 2 |