



ESCOGIDO BASEBALL CLUB

16 VECES CAMPEONES NACIONALES / 4 CORONAS DE SERIES DEL CARIBE

INFORMACIONES GENERALES DEL EQUIPO TEMPORADA 2023-2024

Teléfono: 809-565-1910 / escogido.com / @EscogidoBBClub

ESTADIO QUISQUEYA JUAN MARICHAL | AVE. TIRADENTES | SANTO DOMINGO | REP. DOM.



MARTES 21 DE NOVIEMBRE / 7:15 PM / ESTADIO QUISQUEYA



DIGITAL 15
CLARO HD 1092
ALTICE
CANAL 65 Y CANAL HD 476

INDEPENDENCIA
93.3 FM.
SANTO DOMINGO, ESTE Y SUR.
KE-BUENA
SANTIAGO 105.5 FM
103.9 SAN JUAN



Campeonato 2023-24 dedicado a Onfalia Morillo, una escogidista de siempre.

ESCOGIDO VS ESTRELLAS

| Fecha | Sede | Score |
|--------------|-----------------|------------|
| 20 de oct. | Quisqueya | 5-3 |
| 21 de oct. | @ TeteloVargas | 2-11 |
| 2 de nov. | @ TeteloVargas | 5-1 |
| 10 de nov. | Quisqueya | 3-9 |
| 13 de nov. | Quisqueya | 4-11 |
| 21 de nov. | Quisqueya | |
| 22 de nov. | @ Tetelo Vargas | |
| 25 de nov. | Quisqueya | |
| 26 de nov. | @ Tetelo Vargas | |
| 13 de dic. | @ Tetelo Vargas | |
| TOTAL | | 2-3 |

¡HOY DEBUTA UN GRANDE!



José Ramírez, un súper estelar de las Grandes Ligas, hará su debut en la noche de hoy por los Leones del Escogido, en el encuentro contra las Estrellas Orientales en el parque Quisqueya Juan Marichal.

Una vez esté en acción, Ramírez habrá jugado en la Lidom por primera vez desde la temporada 2015-16. De por vida en el circuito local tiene un promedio de bateo de .289 y .711 de OPS en 100 juegos de serie regular, todos con su antiguo equipo los Toros del Este. Desde entonces, se ha convertido en uno de los mejores infielders del mundo, logrando cinco selecciones al Juego de Estrellas y 4 bates de plata. Tres veces ha quedado entre los tres finalistas para el premio de Jugador Más Valioso de la Liga Americana.

"Mr. La Para" debutará en un buen momento para los melenudos, quienes han ganado tres de sus pasados cuatro compromisos, los últimos dos combinando 20 carreras anotadas. Daniel Lynch IV subirá a la lomita por los 16 veces campeones nacionales y se medirá ante el debutante Brandon Leibrandt.

OTROS JUEGOS DE HOY

| Equipos | Sede | Hora |
|----------|-------------------|---------|
| TL vs GC | Julián Javier | 7:00 PM |
| AC vs TE | Francisco Micheli | 7:30 PM |

UMPIRES

| Nombres | Pos. |
|-----------------|------|
| Yunior Torres | HP |
| * Félix Tejeda | 1B |
| Marino Vizcaíno | 2B |
| Paúl Batista | 3B |
| * Jefe de grupo | |

ABRIDORES

| Nombres | Día |
|-----------------------|--------|
| Daniel Lynch IV vs EO | MAR 21 |
| Víctor Santos @ EO | MIE 22 |
| LIBRE | JUE 23 |
| Carlos Martínez @ TE | VIE 24 |

VENTA DE BOLETAS

DISPONIBLES A LA VENTA EN BOLETERÍA DEL ESTADIO / UERA TICKETS

| | |
|---------------------|-------|
| PALCOS CORPORATIVOS | 2,050 |
| PALCOS A | 1,250 |
| PALCOS AA | 950 |
| PREFERENCIAS | 550 |
| GRADA | 150 |

*Precio final al público, incluye cargos por servicio.



DANIEL LYNCH IV

Edad: 26 años
Lugar de nacimiento: Richmond, VA
Equipo en 2023: Kansas City Royals (MLB)

LEONES DEL ESCOGIDO

Lanza: Zurda
Estatura: 6'6"
Peso: 200

SOBRE LYNCH: Fue seleccionado por los Reales con el pick #34 en el Draft 2018 de la MLB. Inmediatamente acordó con por un monto de 1.7 millones de dólares. El 18 de julio de 2023, Lynch añadió el sufijo IV a su nombre, en honor a su padre y a su abuelo. Al hacerlo, se convirtió en el primer jugador en la historia de la MLB en jugar con el sufijo IV en su camiseta.

TEMPORADA 2023-24

| Fecha | Oponente | G | W | L | SV | ERA | IP | H | R | ER | HR | BB | IBB | SO | WHIP | NP-S |
|----------------|--------------------|----------|----------|----------|----------|-------------|------------|----------|----------|----------|----------|----------|----------|----------|-------------|---------------|
| 05/11/2023 | Toros del Este | 1 | 0 | 0 | 0 | .00 | 3.2 | 0 | 0 | 0 | 0 | 2 | 0 | 4 | 0.55 | 61-36 |
| 12/11/2023 | Gigantes del Cibao | 1 | 0 | 1 | 0 | 6.75 | 4.0 | 4 | 3 | 3 | 0 | 4 | 0 | 3 | 2.00 | 65-33 |
| Totales | | 2 | 0 | 1 | 0 | 3.52 | 7.2 | 4 | 3 | 3 | 0 | 6 | 0 | 7 | 1.30 | 126-69 |

CARRERA EN LAS GRANDES LIGAS

| Season | League | Team | W | L | ERA | G | GS | SV | IP | H | R | ER | HR | HB | BB | SO | WHIP | AVG | WP | BK |
|---------------|------------|-----------|-----------|-----------|-------------|-----------|-----------|----------|--------------|------------|------------|------------|-----------|-----------|-----------|------------|-------------|-------------|-----------|----------|
| 2021 | MLB | KC | 4 | 6 | 5.69 | 15 | 15 | 0 | 68.0 | 80 | 46 | 43 | 9 | 4 | 31 | 55 | 1.63 | .295 | 4 | 1 |
| 2022 | MLB | KC | 4 | 13 | 5.13 | 27 | 27 | 0 | 131.2 | 155 | 79 | 75 | 21 | 5 | 52 | 122 | 1.57 | .290 | 7 | 2 |
| 2023 | MLB | KC | 3 | 4 | 4.64 | 9 | 9 | 0 | 52.1 | 50 | 29 | 27 | 9 | 1 | 16 | 34 | 1.26 | .245 | 1 | 1 |
| Career | MLB | KC | 11 | 23 | 5.18 | 51 | 51 | 0 | 252.0 | 285 | 154 | 145 | 39 | 10 | 99 | 211 | 1.52 | .282 | 12 | 4 |

CARRERA EN LAS LIGAS MENORES

| Season | League | Team | W | L | ERA | G | GS | SV | IP | H | R | ER | HR | HB | BB | SO | WHIP | AVG | WP | BK |
|---------------|---------------|----------------|-----------|----------|-------------|-----------|-----------|----------|--------------|------------|-----------|-----------|-----------|----------|-----------|------------|-------------|-------------|-----------|----------|
| 2018 | ROK | BUR | 0 | 0 | 1.59 | 3 | 3 | 0 | 11.1 | 9 | 3 | 2 | 0 | 1 | 2 | 14 | 0.97 | .209 | 0 | 0 |
| 2018 | A(Full) | LEX | 5 | 1 | 1.58 | 9 | 9 | 0 | 40.0 | 35 | 9 | 7 | 1 | 0 | 6 | 47 | 1.03 | .243 | 2 | 1 |
| 2018 | Minors | 2 Teams | 5 | 1 | 1.58 | 12 | 12 | 0 | 51.1 | 44 | 12 | 9 | 1 | 1 | 8 | 61 | 1.01 | .235 | 2 | 1 |
| 2019 | ROA | BUR | 1 | 0 | 4.00 | 2 | 2 | 0 | 9.0 | 13 | 4 | 4 | 1 | 0 | 3 | 7 | 1.78 | .361 | 0 | 0 |
| 2019 | ROK | ROY | 0 | 0 | 1.00 | 3 | 3 | 0 | 9.0 | 6 | 1 | 1 | 0 | 0 | 3 | 12 | 1.00 | .200 | 0 | 0 |
| 2019 | A(Adv) | WIL | 5 | 2 | 3.10 | 15 | 15 | 0 | 78.1 | 76 | 28 | 27 | 4 | 1 | 23 | 77 | 1.26 | .252 | 6 | 1 |
| 2019 | Minors | 3 Teams | 6 | 2 | 2.99 | 20 | 20 | 0 | 96.1 | 95 | 33 | 32 | 5 | 1 | 29 | 96 | 1.29 | .259 | 6 | 1 |
| 2021 | AAA | OMA | 4 | 3 | 5.84 | 12 | 11 | 0 | 57.0 | 74 | 39 | 37 | 10 | 3 | 18 | 62 | 1.61 | .318 | 4 | 0 |
| 2022 | AAA | OMA | 0 | 0 | 3.86 | 2 | 2 | 0 | 7.0 | 7 | 3 | 3 | 0 | 0 | 3 | 8 | 1.43 | .259 | 0 | 0 |
| 2023 | AA | NWA | 0 | 0 | 7.71 | 1 | 1 | 0 | 2.1 | 4 | 2 | 2 | 1 | 0 | 1 | 6 | 2.14 | .364 | 0 | 0 |
| 2023 | AAA | OMA | 2 | 0 | 3.15 | 5 | 5 | 0 | 20.0 | 20 | 7 | 7 | 3 | 0 | 4 | 18 | 1.20 | .256 | 1 | 0 |
| 2023 | Minors | 2 Teams | 2 | 0 | 3.63 | 6 | 6 | 0 | 22.1 | 24 | 9 | 9 | 4 | 0 | 5 | 24 | 1.30 | .270 | 1 | 0 |
| Career | ROK | 2 Teams | 0 | 0 | 1.33 | 6 | 6 | 0 | 20.1 | 15 | 4 | 3 | 0 | 1 | 5 | 26 | 0.98 | .205 | 0 | 0 |
| Career | ROA | BUR | 1 | 0 | 4.00 | 2 | 2 | 0 | 9.0 | 13 | 4 | 4 | 1 | 0 | 3 | 7 | 1.78 | .361 | 0 | 0 |
| Career | AAA | OMA | 6 | 3 | 5.04 | 19 | 18 | 0 | 84.0 | 101 | 49 | 47 | 13 | 3 | 25 | 88 | 1.50 | .299 | 5 | 0 |
| Career | AA | NWA | 0 | 0 | 7.71 | 1 | 1 | 0 | 2.1 | 4 | 2 | 2 | 1 | 0 | 1 | 6 | 2.14 | .364 | 0 | 0 |
| Career | A+ | WIL | 5 | 2 | 3.10 | 15 | 15 | 0 | 78.1 | 76 | 28 | 27 | 4 | 1 | 23 | 77 | 1.26 | .252 | 6 | 1 |
| Career | A | LEX | 5 | 1 | 1.58 | 9 | 9 | 0 | 40.0 | 35 | 9 | 7 | 1 | 0 | 6 | 47 | 1.03 | .243 | 2 | 1 |
| Career | Minors | 7 Teams | 17 | 6 | 3.46 | 52 | 51 | 0 | 234.0 | 244 | 96 | 90 | 20 | 5 | 63 | 251 | 1.31 | .270 | 13 | 2 |



BRANDON LEIBRANDT

Edad: 30 años
Lugar de nacimiento: Alpharetta, Georgia
Equipo en 2023: High Point Rockers (Atlantic League)

ESTRELLAS ORIENTALES

Lanza: Derecha
Estatura: 6'4
Peso: 190

SOBRE LEIBRANDT: Debutó con los Marlins de Miami en las Grandes Ligas en el 2020, lanzando en 5 juegos. Es hijo de Charlie Leibrandt, un ex lanzador recordado mayormente por su etapa con los Reales de Kansas City y con los Bravos de Atlanta y en Lidom por su participación con los Tigres del Lincey en el torneo de 1981-82.

TEMPORADA 2023 EN LA ATLANTIC LEAGUE

| Season | League | Team | W | L | ERA | G | GS | SHO | SV | IP | H | R | ER | HR | HB | BB | IBB | SO | WHIP | WP | BK |
|--------|--------|------|---|---|------|----|----|-----|----|------|----|----|----|----|----|----|-----|----|------|----|----|
| 2023 | IND | HP | 4 | 3 | 3.26 | 12 | 12 | 0 | 0 | 60.2 | 50 | 23 | 22 | 8 | 3 | 19 | 0 | 53 | 1.14 | 2 | 1 |

CARRERA EN LAS GRANDES LIGAS


| Season | League | Team | W | L | ERA | G | GS | SV | IP | H | R | ER | HR | HB | BB | IBB | SO | WHIP | AB | WP | BK |
|---------------|------------|------------|----------|----------|-------------|----------|----------|----------|------------|----------|----------|----------|----------|----------|----------|----------|----------|-------------|-----------|----------|----------|
| 2020 | MLB | MIA | 0 | 0 | 2.00 | 5 | 0 | 0 | 9.0 | 3 | 2 | 2 | 0 | 0 | 7 | 1 | 3 | 1.11 | 29 | 0 | 0 |
| Career | MLB | MIA | 0 | 0 | 2.00 | 5 | 0 | 0 | 9.0 | 3 | 2 | 2 | 0 | 0 | 7 | 1 | 3 | 1.11 | 29 | 0 | 0 |

CARRERA EN LAS LIGAS MENORES


| Season | League | Team | W | L | ERA | G | GS | SV | IP | H | R | ER | HR | HB | BB | SO | WHIP | WP | BK |
|---------------|-----------------|----------------|-----------|-----------|-------------|------------|-----------|----------|--------------|------------|------------|------------|-----------|-----------|------------|------------|-------------|-----------|----------|
| 2014 | ROK | PHL | 1 | 2 | 4.12 | 5 | 3 | 1 | 19.2 | 20 | 10 | 9 | 1 | 0 | 2 | 22 | 1.12 | 3 | 0 |
| 2014 | A(Short) | WIL | 2 | 3 | 2.20 | 7 | 7 | 0 | 41.0 | 29 | 10 | 10 | 1 | 0 | 8 | 45 | 0.90 | 0 | 0 |
| 2014 | Minors | 2 Teams | 3 | 5 | 2.82 | 12 | 10 | 1 | 60.2 | 49 | 20 | 19 | 2 | 0 | 10 | 67 | 0.97 | 3 | 0 |
| 2015 | ROK | PHL | 0 | 0 | 0.00 | 2 | 1 | 0 | 7.0 | 4 | 0 | 0 | 0 | 0 | 0 | 8 | 0.57 | 0 | 0 |
| 2015 | A(Adv) | CLR | 7 | 3 | 3.11 | 17 | 17 | 0 | 101.1 | 83 | 36 | 35 | 6 | 5 | 21 | 67 | 1.03 | 3 | 3 |
| 2015 | Minors | 2 Teams | 7 | 3 | 2.91 | 19 | 18 | 0 | 108.1 | 87 | 36 | 35 | 6 | 5 | 21 | 75 | 1.00 | 3 | 3 |
| 2016 | ROK | PHL | 0 | 0 | 2.30 | 4 | 4 | 0 | 15.2 | 14 | 5 | 4 | 1 | 1 | 4 | 13 | 1.15 | 0 | 0 |
| 2016 | A(Adv) | CLR | 4 | 1 | 2.25 | 6 | 6 | 0 | 28.0 | 21 | 7 | 7 | 1 | 0 | 10 | 21 | 1.11 | 2 | 0 |
| 2016 | Minors | 2 Teams | 4 | 1 | 2.27 | 10 | 10 | 0 | 43.2 | 35 | 12 | 11 | 2 | 1 | 14 | 34 | 1.12 | 2 | 0 |
| 2017 | AA | REA | 6 | 2 | 3.34 | 13 | 13 | 0 | 72.2 | 77 | 29 | 27 | 4 | 0 | 23 | 52 | 1.38 | 3 | 1 |
| 2017 | AAA | LHV | 5 | 3 | 3.94 | 12 | 12 | 0 | 64.0 | 59 | 29 | 28 | 8 | 1 | 24 | 53 | 1.30 | 0 | 0 |
| 2017 | Minors | 2 Teams | 11 | 5 | 3.62 | 25 | 25 | 0 | 136.2 | 136 | 58 | 55 | 12 | 1 | 47 | 105 | 1.34 | 3 | 1 |
| 2018 | AAA | LHV | 4 | 1 | 1.42 | 20 | 6 | 0 | 50.2 | 34 | 8 | 8 | 1 | 1 | 10 | 32 | 0.87 | 0 | 3 |
| 2021 | AA | PNS | 2 | 3 | 6.61 | 7 | 7 | 0 | 31.1 | 39 | 27 | 23 | 4 | 4 | 14 | 21 | 1.69 | 2 | 0 |
| 2021 | AAA | JAX | 2 | 6 | 5.18 | 14 | 11 | 0 | 57.1 | 61 | 34 | 33 | 12 | 4 | 19 | 53 | 1.40 | 3 | 0 |
| 2021 | Minors | 2 Teams | 4 | 9 | 5.68 | 21 | 18 | 0 | 88.2 | 100 | 61 | 56 | 16 | 8 | 33 | 74 | 1.50 | 5 | 0 |
| 2022 | AA | TNS | 2 | 2 | 3.31 | 11 | 3 | 0 | 32.2 | 35 | 13 | 12 | 5 | 1 | 5 | 44 | 1.22 | 1 | 0 |
| 2022 | AAA | IOW | 2 | 2 | 5.89 | 10 | 5 | 1 | 36.2 | 46 | 24 | 24 | 9 | 0 | 11 | 24 | 1.55 | 3 | 1 |
| 2022 | Minors | 2 Teams | 4 | 4 | 4.67 | 21 | 8 | 1 | 69.1 | 81 | 37 | 36 | 14 | 1 | 16 | 68 | 1.40 | 4 | 1 |
| Career | ROK | PHL | 1 | 2 | 2.76 | 11 | 8 | 1 | 42.1 | 38 | 15 | 13 | 2 | 1 | 6 | 43 | 1.04 | 3 | 0 |
| Career | AAA | 3 Teams | 13 | 12 | 4.01 | 56 | 34 | 1 | 208.2 | 200 | 95 | 93 | 30 | 6 | 64 | 162 | 1.27 | 6 | 4 |
| Career | AA | 3 Teams | 10 | 7 | 4.08 | 31 | 23 | 0 | 136.2 | 151 | 69 | 62 | 13 | 5 | 42 | 117 | 1.41 | 6 | 1 |
| Career | A+ | CLR | 11 | 4 | 2.92 | 23 | 23 | 0 | 129.1 | 104 | 43 | 42 | 7 | 5 | 31 | 88 | 1.04 | 5 | 3 |
| Career | A(Short) | WIL | 2 | 3 | 2.20 | 7 | 7 | 0 | 41.0 | 29 | 10 | 10 | 1 | 0 | 8 | 45 | 0.90 | 0 | 0 |
| Career | Minors | 9 Teams | 37 | 28 | 3.55 | 128 | 95 | 2 | 558.0 | 522 | 232 | 220 | 53 | 17 | 151 | 455 | 1.21 | 20 | 8 |

RÉCORD BREAKDOWN SR

| | |
|-------------------------|---------|
| 2023-24 | 11-14 |
| En casa | 4-8 |
| En la ruta | 7-6 |
| Día | 2-6 |
| Noche | 9-8 |
| Octubre | 4-7 |
| Noviembre | 7-7 |
| Diciembre | 0-0 |
| Lunes | 1-3 |
| Martes | 3-0 |
| Miércoles | 1-0 |
| Jueves | 3-2 |
| Viernes | 1-3 |
| Sábado | 2-2 |
| Domingo | 0-4 |
| Anotan primero | 6-4 |
| Op. anota primero | 5-10 |
| Por una carrera | 0-2 |
| Por dos carreras | 5-2 |
| Por tres o más carreras | 6-10 |
| Anotan dos o menos | 1-4 |
| Anotan tres | 1-2 |
| Anotan cuatro o más | 9-8 |
| Abridores | 4-10 |
| Relevistas | 7-4 |
| Vs abridor derecho | 6-8 |
| Vs abridor zurdo | 5-6 |
| Luego de día libre | 1-0 |
| Extra innings | 0-1 |
| Arriba tras 7 innings | 10-0 |
| Arriba tras 8 innings | 11-0 |
| Empate tras 8 innings | 0-1 |
| Total de revisiones | 17 |
| Revisiones a favor | 9 |
| Revisiones en contra | 8 |
| Vs Licey | 2-2 |
| Vs Águilas | 3-1 |
| Vs Estrellas | 2-3 |
| Vs Toros | 2-4 |
| Vs Gigantes | 2-4 |
| Quisqueya | 5-9 |
| Cibao | 3-0 |
| Tetelo Vargas | 1-1 |
| Francisco A. Micheli | 1-2 |
| Julián Javier | 1-2 |
| Leones vs Tigres DPV | 490-484 |
| Leones vs Águilas DPV | 473-504 |
| Leones vs EO DPV | 496-461 |
| Leones vs Toros DPV | 212-194 |
| Leones vs GC DPV | 148-128 |
| Leones vs CS DPV | 30-31 |




GERSON BAUTISTA está fuera del roster escarlata debido a molestias físicas. El relevista derecho se encuentra recibiendo evaluaciones y en condición de día a día.



DENYI REYES ingresó al roster de disponibilidad de esta semana y está listo para debutar con el club en cualquier momento. El derecho tiró este año nueve juegos en las Grandes Ligas con los Mets de Nueva York.



ANEURYS ZABALA descansará esta noche, tras su labor de 1.0 entrada en blanco anoche. El derecho no puede lanzar en días seguidos, por orden de su organización.



YOSVER ZULUETA está en el roster del día de los Leones. El lanzador cubano posee una bola rápida entre 95 y 97 millas por hora, además de un slider y un cambio de velocidad.



LOS LEONES DEL ESCOGIDO dieron a conocer su rotación para el fin de semana. El viernes abrirá **CARLOS MARTÍNEZ** contra los Toros en La Romana, el sábado **TYLER ALEXANDER** ante las Estrellas en la capital y el domingo **DANIEL LYNCH IV** frente a los paquidermos en San Pedro de Macorís.



Equipos con más carreras empujadas en noviembre:

- Gigantes: 55
- Leones: 52
- Toros: 49
- Estrellas: 44
- Licey: 43
- Águilas: 29

Pitcheo abridor por equipo con mejor frecuencia de ponches por cada boleto (K/BB) en este mes:

- Leones: 2.93
- Toros: 2.44
- Licey: 1.76
- Águilas: 1.60
- Gigantes: 1.30
- Estrellas: 1.04

Líderes en extrabases en la actual campaña:

- Franmil Reyes: 12
- Mel Rojas Jr.: 11
- Erik González: 8
- Héctor Rodríguez: 8
- Ronny Simón: 8

Más boletos recibidos en el mes de noviembre:

- Junior Lake: 11
- Michael Papierski: 11
- Ronny Simón: 11
- Yamaico Navarro: 10
- Mel Rojas Jr.: 10

REFUERZOS DE LOS LEONES



BLAINE CRIM – PRIMERA BASE

5'10 / 200 libras / 26 años
Equipo en 2023: Round Rock Express (AAA, Rangers)


| AB | R | H | HR | RBI | SB | AVG | OBP | OPS |
|-----|----|-----|----|-----|----|------|------|------|
| 494 | 89 | 143 | 22 | 85 | 1 | .289 | .385 | .891 |



MICHAEL PAPIERSKI – CATCHER

6'2 / 224 libras / 27 años
Equipo en 2023: Toledo Mud Hens (AAA, Tigers)

| AB | R | H | HR | RBI | SB | AVG | OBP | OPS |
|-----|----|----|----|-----|----|------|------|------|
| 256 | 43 | 68 | 8 | 51 | 0 | .266 | .371 | .422 |



TYLER ALEXANDER – ABRIDOR ZURDO

6'1 / 180 libras / 32 años
Equipo en 2023: Saraperos de Saltillo (Liga Mexicana de Béisbol)

| W | L | ERA | G | GS | SV | IP | SO | WHIP |
|---|---|------|---|----|----|------|----|------|
| 3 | 1 | 2.16 | 6 | 6 | 0 | 33.1 | 24 | 0.90 |

**TY BUTTREY – RELEVISTA DERECHO**

6'6 / 240 libras / 30 años

Equipo en 2023: Sugar Land Skeeters (AAA, Astros)

| W | L | ERA | G | GS | SV | IP | SO | WHIP |
|----|----|------|-----|----|----|-------|-----|------|
| 17 | 35 | 4.10 | 219 | 69 | 9 | 511.2 | 445 | 1.42 |

*Estadísticas de por vida en las Ligas Menores.

**TANNER MYATT – RELEVISTA DERECHO**

6'7 / 245 libras / 25 años

Equipo en 2023: Somerset Patriots (AA, Yankees)

| W | L | ERA | G | GS | SV | IP | SO | WHIP |
|---|---|------|----|----|----|------|----|------|
| 4 | 1 | 2.78 | 44 | 0 | 7 | 58.1 | 72 | 1.23 |

**DAVID PARKINSON – ABRIDOR/RELEVISTA ZURDO**

6'2 / 227 libras / 27 años

Equipo en 2023: Reading Fightin Phils / Lehigh Valley Iron Pigs (AA/AAA, Phillies)

| W | L | ERA | G | GS | SV | IP | SO | WHIP |
|---|---|------|----|----|----|-------|-----|------|
| 9 | 5 | 3.80 | 25 | 22 | 0 | 130.1 | 135 | 1.39 |

**YOSVER ZULUETA – RELEVISTA DERECHO**

6'1 / 190 libras / 25 años.

Equipo en 2023: Buffalo Bisons (AAA, Blue Jays)

| W | L | ERA | G | GS | SV | IP | SO | WHIP |
|---|---|------|----|----|----|------|----|------|
| 4 | 4 | 4.08 | 45 | 7 | 0 | 64.0 | 73 | 1.53 |

**ZAC ROSSCUP – RELEVISTA ZURDO**

6'2 / 220 libras / 35 años

Equipo en 2023: Spire City Ghost Hounds (Atlantic League)

| W | L | ERA | G | GS | SV | IP | SO | WHIP |
|---|---|------|----|----|----|------|----|------|
| 4 | 4 | 3.31 | 22 | 10 | 7 | 70.2 | 84 | 1.47 |

**DANIEL LYNCH IV – ABRIDOR ZURDO**

6'6 / 200 libras / 26 años

Equipo en 2023: Kansas City Royals (MLB)

| W | L | ERA | G | GS | SV | IP | SO | WHIP |
|---|---|------|---|----|----|------|----|------|
| 3 | 4 | 4.64 | 9 | 9 | 0 | 52.1 | 34 | 1.26 |

**BRIAN MORAN – RELEVISTA ZURDO**

6'4 / 225 libras / 35 años

Equipo en 2023: Gwinnett Stripers (AAA, Braves)

| W | L | ERA | G | GS | SV | IP | SO | WHIP |
|---|---|------|----|----|----|------|----|------|
| 2 | 1 | 3.21 | 38 | 0 | 2 | 47.2 | 58 | 1.28 |

Entre lanzamientos:

Entre Lanzamientos (0:20 segundos con o sin corredores en base.)

El receptor deberá estar en la caja del receptor con al menos 0:10 segundos.

El bateador deberá tener ambos pies en la caja del bateador y alerta al lanzador cuando el reloj muestre 0:09 segundos.

El lanzador deberá comenzar su envío al bateador antes de que expire el reloj de lanzamiento (0:00 segundos).

Entre lanzamientos, bola viva y en juego, reloj reinicia (0:20 segundos) con el bateador y receptor en círculo de tierra del home plate y lanzador en posesión de la bola.

Entre lanzamientos, bola muerta, reloj reinicia (0:20 segundos) con el bateador y receptor en círculo de tierra del home plate.

Entre lanzamientos, si el bateador pide tiempo, el reloj se detiene y se reinicia inmediatamente a 0:20 segundos.

Foul entre lanzamientos, el reloj reinicia (0:20 segundos) cuando los jugadores regresen a sus posiciones y los corredores regresen a sus bases, bateador y receptor en el círculo de tierra del home plate y el lanzador con la bola en la loma.

Entre Bateadores - (0:40 segundos)

Un bateador puede pedir tiempo antes del comienzo de su turno solo si está en el círculo de tierra del home plate.

Luego de una jugada el reloj reinicia (0:40 segundos) cuando el árbitro canta la jugada y toda acción termina.

En batazo al out field el reloj reinicia (0:40 segundos) cuando la bola regresa al infield.

En doble del bateador, si este tiene equipo protector, el reloj reinicia (0:40 segundos) cuando el bateador entrega el equipo protector al coach o al batboy.

En jugada donde el lanzador cubre la primera base el reloj reinicia (0:40 segundos) cuando el lanzador regrese a la grama del cuadro interior.

En jugada donde el lanzador termina en territorio "foul" el reloj reinicia (0:40 segundos) cuando el lanzador regrese a territorio "fair".

Entre Entradas - (3:00 minutos)

- 1- Al concluir los 3:00 minutos entre entradas el reloj reinicia a 0:20 segundos.

Visitas al montículo.

El reloj comienza (0:30 segundos) cuando el coach o manager sale del dogout.

Si el reloj marca más de 0:20 segundos el reloj se reinicia a 0:30 segundos.

Si el reloj marca menos de 0:20 segundos el reloj no reinicia.

Luego de una visita al montículo el reloj reinicia (0:20 segundos) cuando el bateador y el receptor estén en el círculo de tierra del home plate y el lanzador este en la loma de lanzar.

Cambio de Lanzador - (3:00 minutos)

En el cambio de lanzadores entre entradas el reloj comienza (3:00 minutos) al momento que termina la entrada.

En el cambio de lanzadores durante el desarrollo de una entrada el reloj comienza (3:00 minutos) al momento que el lanzador relevista sale del bullpen.

Al concluir los 3:00 minutos del cambio del lanzador, el reloj reinicia a 0:20 segundos.

Revisiones:

Al concluir una jugada el mánager tendrá 0:40 segundos para solicitar la revisión, cuando la jugada sea entre bateadores o entre lanzamientos.

Si el mánager solicita la revisión, una vez concluida la misma el reloj se reinicia en 0:20 segundos cuando los fildeadores y corredores estén en posición, el bateador y el receptor en el círculo de tierra del home plate y el lanzador en la loma de lanzar.

Reviradas y desconecte de la goma de lanzar:

Si el lanzador se desconecta de la goma de lanzar sin corredores en bases, el reloj no se detendrá.

Si el lanzador se desconecta de la goma con corredores en base, el reloj se detendrá y reiniciará en 0:20 segundos.

Con corredores en base el lanzador podrá realizar dos reviradas o desconecte de la goma por cada turno al bate. Si un lanzador realiza una tercera revirada o desconexión en la cual los corredores regresan safe a sus bases originales, se le cargará un balk al lanzador. Si se registra un out sobre cualquier corredor no se le cargará un balk al lanzador. Si al menos un corredor avanza una base no se le cargará un balk al lanzador.

En el caso de un avance de al menos un corredor o que se registre un out sobre un corredor el lanzador volverá a tener dos (02) reviradas.



CALENDARIO LEONES

NOVIEMBRE

DICIEMBRE

| | |
|---|---|
|  20 7:00 PM |  21 7:15 PM |
|  22 7:30 PM | 23 LIBRE |
|  24 7:30 PM |  25 2:30 PM |
|  26 5:00 PM | 27 LIBRE |
|  28 7:15 PM |  29 7:15 PM |
|  30 7:30 PM | |

| | | | |
|---|--|--|---|
|  1 7:00 PM | 2 LIBRE | 3 LIBRE |  4 7:15 PM |
|  5 7:15 PM |  6 7:30 PM |  7 7:15 PM |  8 7:30 PM |
| 9 LIBRE |  10 4:00 PM | 11 LIBRE |  12 7:30 PM |
|  13 7:30 PM | 14 LIBRE | DOBLE JUEGO  15 3:00 PM / 7:15 PM |  16 6:00 PM |
|  17 4:00 PM | 18 LIBRE |  19 7:00 PM |  20 7:15 PM |
|  21 7:30 PM |  22 7:15 PM | | |

LOCAL

VISITANTE

LIBRE

LIDERATOS HISTÓRICOS DEL ESCOGIDO

| Jugador | AVG* |
|-------------------|------|
| Mateo Rojas Alou | .327 |
| Felipe Rojas Alou | .310 |
| Jesús Rojas Alou | .300 |
| Juan Melo | .297 |
| José Vizcaíno | .297 |
| Junior Félix | .296 |
| Mario Guerrero | .294 |
| Carmelo Castillo | .285 |
| Juan Samuel | .283 |
| Tito Fuentes | .282 |

| Jugador | OBP |
|-------------------|------|
| Mateo Rojas Alou | .384 |
| Junior Félix | .381 |
| Felipe Rojas Alou | .378 |
| Luis Muñoz | .358 |
| Wilson Betemit | .357 |
| Nelson Liriano | .356 |
| Carmelo Castillo | .355 |
| David Ortiz | .349 |
| José Saint Claire | .341 |
| Abraham A Núñez | .341 |

| Jugador | SLG |
|-------------------|------|
| David Ortiz | .444 |
| Juan Samuel | .430 |
| Felipe Rojas Alou | .429 |
| Carmelo Castillo | .420 |
| Junior Félix | .416 |
| Mateo Rojas Alou | .415 |
| Wilson Betemit | .405 |
| Ricardo Joseph | .398 |
| Jesús Rojas Alou | .382 |
| Rufino Linares | .381 |

| Jugador | OPS |
|-------------------|------|
| Felipe Rojas Alou | .807 |
| Mateo Rojas Alou | .799 |
| Junior Félix | .797 |
| David Ortiz | .793 |
| Carmelo Castillo | .776 |
| Juan Samuel | .764 |
| Wilson Betemit | .762 |
| Ricardo Joseph | .732 |
| Rufino Linares | .718 |
| José Saint Claire | .714 |

* Bateo con un mínimo de 700 apariciones.

| Jugador | CA |
|--------------------|-----|
| Mateo Rojas Alou | 332 |
| Felipe Rojas Alou | 284 |
| Jesús Rojas Alou | 190 |
| José Moreno | 173 |
| Nelson Liriano | 161 |
| Junior Noboa | 149 |
| Gerónimo Berroa | 144 |
| Luis De Los Santos | 141 |
| Ricardo Joseph | 137 |
| Mario Guerrero | 131 |

| Jugador | CE |
|--------------------|-----|
| Felipe Rojas Alou | 260 |
| Mateo Rojas Alou | 199 |
| Jesús Rojas Alou | 182 |
| Rufino Linares | 172 |
| Gerónimo Berroa | 166 |
| Ricardo Joseph | 164 |
| David Ortiz | 164 |
| José Moreno | 162 |
| Federico Velázquez | 162 |
| Luis De Los Santos | 159 |

| Jugador | BR |
|-------------------|-----|
| Mateo Rojas Alou | 101 |
| Freddy Guzmán | 92 |
| Felipe Rojas Alou | 86 |
| José Moreno | 85 |
| Juan Samuel | 65 |
| Nelson Liriano | 59 |
| Eury Pérez | 50 |
| Carmelo Castillo | 46 |
| Carlos Gómez | 43 |
| Sammy Sosa | 42 |

| Jugador | BB |
|-------------------|-----|
| Felipe Rojas Alou | 196 |
| Mateo Rojas Alou | 188 |
| Nelson Liriano | 160 |
| José Moreno | 143 |
| Gerónimo Berroa | 140 |
| Abraham A Núñez | 135 |
| Ricardo Joseph | 130 |
| Luis Muñoz | 119 |
| Rufino Linares | 109 |
| Wilson Betemit | 102 |

| Jugador | H |
|--------------------|-----|
| Mateo Rojas Alou | 689 |
| Felipe Rojas Alou | 581 |
| Jesús Rojas Alou | 505 |
| Mario Guerrero | 352 |
| Luis De Los Santos | 345 |
| Federico Velázquez | 339 |
| Junior Noboa | 329 |
| José Moreno | 326 |
| Ricardo Joseph | 311 |
| Gerónimo Berroa | 303 |

| Jugador | 2B |
|--------------------|----|
| Mateo Rojas Alou | 90 |
| Felipe Rojas Alou | 87 |
| Jesús Rojas Alou | 79 |
| Gerónimo Berroa | 71 |
| David Ortiz | 67 |
| José Moreno | 65 |
| Luis De Los Santos | 59 |
| Carmelo Castillo | 53 |
| Mario Guerrero | 52 |
| Tito Fuentes | 44 |

| Jugador | 3B |
|-------------------|----|
| Mateo Rojas Alou | 27 |
| Felipe Rojas Alou | 22 |
| Ricardo Joseph | 18 |
| Jesús Rojas Alou | 17 |
| Juan Samuel | 17 |
| Osvaldo Virgil | 14 |
| Tito Fuentes | 13 |
| Raúl Mondesi | 12 |
| Junior Noboa | 12 |
| Carmelo Castillo | 11 |

| Jugador | HR |
|--------------------|----|
| Felipe Rojas Alou | 31 |
| Ricardo Joseph | 29 |
| David Ortiz | 24 |
| Rubén Mateo | 23 |
| Wilson Betemit | 20 |
| Federico Velázquez | 20 |
| Gerónimo Berroa | 19 |
| Rufino Linares | 19 |
| José Moreno | 19 |
| Robert Thurman | 18 |

| Jugador | JG |
|-----------------|----|
| Danilo Rivas | 51 |
| Juan Marichal | 36 |
| George Sackey | 34 |
| Mickey Mahler | 33 |
| Mario Soto | 28 |
| José Núñez | 27 |
| Joaquin Andújar | 25 |
| Fred Kipp | 22 |
| Stan Williams | 22 |
| Jay Ritchie | 21 |

| Jugador | PCT |
|-----------------|------|
| Mickey Mahler | .702 |
| Mario Soto | .622 |
| Juan Marichal | .621 |
| George Sackey | .618 |
| Danilo Rivas | .586 |
| Stan Williams | .550 |
| José Núñez | .540 |
| Joaquin Andújar | .500 |

| Jugador | ERA |
|------------------|------|
| Fred Kipp | 1.75 |
| Juan Marichal | 1.87 |
| Johnny Wright | 1.90 |
| Mario Brito | 2.14 |
| Jay Ritchie | 2.29 |
| Luis Arroyo | 2.32 |
| Stan Williams | 2.37 |
| Mario Soto | 2.48 |
| José Lima | 2.56 |
| Luis Encarnación | 2.65 |

| Player | WHIP |
|---------------|------|
| Juan Marichal | 1.04 |
| José Lima | 1.05 |
| Fred Kipp | 1.05 |
| Jay Ritchie | 1.06 |
| Johnny Wright | 1.12 |
| Luis Arroyo | 1.15 |
| Mario Brito | 1.16 |
| Mario Soto | 1.17 |
| Jesús Sánchez | 1.18 |
| José Núñez | 1.18 |

* Pitcheo con un mínimo de 143 apariciones.

| Jugador | IP |
|-----------------|-------|
| Danilo Rivas | 717 |
| Juan Marichal | 557.1 |
| George Sackey | 541 |
| Joaquin Andújar | 490.2 |
| José Núñez | 469.1 |
| Mickey Mahler | 446 |
| Mario Soto | 402.1 |
| Nerio Rodríguez | 361.2 |
| Jay Ritchie | 358 |
| Silvio Martínez | 348.2 |

| Jugador | JI |
|-----------------|----|
| Danilo Rivas | 89 |
| Joaquin Andújar | 69 |
| José Núñez | 69 |
| Nerio Rodríguez | 67 |
| Mickey Mahler | 66 |
| Juan Marichal | 63 |
| Edward Valdez | 63 |
| Silvio Martínez | 52 |
| George Sackey | 52 |
| Julio Santana | 48 |

| Jugador | CG |
|-----------------|----|
| Juan Marichal | 32 |
| Danilo Rivas | 30 |
| Jay Ritchie | 22 |
| Stan Williams | 19 |
| Fred Kipp | 18 |
| Joaquin Andújar | 16 |
| Mickey Mahler | 15 |
| Luis Arroyo | 13 |
| George Sackey | 12 |
| Pete Burnside | 11 |

| Jugador | SHO |
|-----------------|-----|
| Juan Marichal | 8 |
| Fred Kipp | 7 |
| Danilo Rivas | 6 |
| Jay Ritchie | 5 |
| Stan Williams | 5 |
| Luis Arroyo | 4 |
| Mickey Mahler | 4 |
| Silvio Martínez | 4 |
| Mike McLaughlin | 3 |
| Roberto Vargas | 3 |

| Jugador | BE |
|-----------------|------|
| Danilo Rivas | 3071 |
| George Sackey | 2293 |
| Juan Marichal | 2236 |
| Joaquin Andújar | 2105 |
| José Núñez | 1907 |
| Mickey Mahler | 1837 |
| Mario Soto | 1654 |
| Nerio Rodríguez | 1509 |
| Edward Valdez | 1460 |

| Jugador | SV |
|------------------|----|
| Luis Encarnación | 36 |
| Mario Brito | 30 |
| Steve Rutzer | 25 |
| Alberto Reyes | 22 |
| José Veras | 21 |
| José Cabrera | 19 |
| José Sosa | 17 |
| Raúl Ferreyra | 14 |
| Mario Soto | 14 |

| Jugador | K |
|-----------------|-----|
| Danilo Rivas | 469 |
| Juan Marichal | 412 |
| José Núñez | 353 |
| Mario Soto | 306 |
| Mickey Mahler | 270 |
| Nerio Rodríguez | 265 |
| Edward Valdez | 262 |
| Stan Williams | 234 |
| George Sackey | 221 |



| BATEADOR | AVG | OBP | SLG | OPS | G | AB | R | H | TB | 2B | 3B | HR | RBI | BB | IBB | SO | LOB | HBP | SH | SF | SB | CS | DP |
|--------------------|-------------|-------------|-------------|-------------|-----------|------------|------------|------------|------------|-----------|----------|-----------|------------|------------|----------|------------|------------|----------|----------|-----------|-----------|----------|-----------|
| Jimmy Paredes | .125 | .300 | .125 | .425 | 8 | 8 | 1 | 1 | 1 | 0 | 0 | 0 | 0 | 2 | 0 | 2 | 4 | 0 | 0 | 0 | 0 | 0 | 0 |
| Abraham Almonte | .192 | .382 | .346 | .729 | 9 | 26 | 2 | 5 | 9 | 1 | 0 | 1 | 2 | 8 | 0 | 6 | 12 | 0 | 0 | 0 | 2 | 0 | 0 |
| Junior Lake | .270 | .380 | .416 | .795 | 24 | 89 | 15 | 24 | 37 | 4 | 0 | 3 | 10 | 16 | 0 | 19 | 34 | 1 | 0 | 2 | 5 | 2 | 1 |
| Yeison Asencio | .500 | .500 | .500 | 1.000 | 2 | 4 | 0 | 2 | 2 | 0 | 0 | 0 | 1 | 0 | 0 | 1 | 3 | 0 | 0 | 0 | 0 | 0 | 0 |
| Orlando Calixte | .000 | .000 | .000 | .000 | 2 | 5 | 0 | 0 | 0 | 0 | 0 | 0 | 0 | 0 | 0 | 2 | 4 | 0 | 0 | 0 | 0 | 0 | 0 |
| Erik Gonzalez | .291 | .344 | .407 | .751 | 24 | 86 | 12 | 25 | 35 | 6 | 2 | 0 | 11 | 7 | 0 | 14 | 45 | 0 | 0 | 0 | 3 | 2 | 1 |
| Elier Hernández | .267 | .421 | .467 | .888 | 6 | 15 | 1 | 4 | 7 | 0 | 0 | 1 | 3 | 3 | 0 | 3 | 9 | 1 | 0 | 0 | 1 | 0 | 0 |
| Franmil Reyes | .292 | .347 | .539 | .886 | 24 | 89 | 16 | 26 | 48 | 7 | 0 | 5 | 19 | 8 | 1 | 26 | 43 | 0 | 0 | 1 | 1 | 1 | 3 |
| Wendell Rijo | .300 | .462 | .450 | .912 | 9 | 20 | 2 | 6 | 9 | 3 | 0 | 0 | 7 | 5 | 0 | 4 | 5 | 1 | 1 | 0 | 1 | 0 | 0 |
| Deivy Grullon | .200 | .200 | .400 | .600 | 2 | 5 | 0 | 1 | 2 | 1 | 0 | 0 | 0 | 0 | 0 | 2 | 4 | 0 | 0 | 0 | 0 | 0 | 0 |
| José Marmolejos | .189 | .318 | .270 | .588 | 17 | 37 | 3 | 7 | 10 | 3 | 0 | 0 | 0 | 7 | 0 | 12 | 14 | 0 | 0 | 0 | 0 | 0 | 0 |
| Sandber Pimentel | .000 | .000 | .000 | .000 | 4 | 4 | 0 | 0 | 0 | 0 | 0 | 0 | 0 | 0 | 0 | 2 | 4 | 0 | 0 | 0 | 0 | 0 | 0 |
| Sandro Fabián | .250 | .286 | .375 | .661 | 12 | 40 | 9 | 10 | 15 | 2 | 0 | 1 | 5 | 2 | 0 | 5 | 19 | 0 | 0 | 0 | 0 | 0 | 1 |
| Joseph Rosa | .300 | .462 | .300 | .762 | 7 | 10 | 1 | 3 | 3 | 0 | 0 | 0 | 1 | 3 | 0 | 4 | 5 | 0 | 0 | 0 | 0 | 0 | 0 |
| Jonathan Guzman | .238 | .261 | .429 | .689 | 9 | 21 | 1 | 5 | 9 | 4 | 0 | 0 | 2 | 1 | 0 | 1 | 18 | 0 | 0 | 1 | 0 | 1 | 0 |
| Otto López | .391 | .400 | .435 | .835 | 7 | 23 | 4 | 9 | 10 | 1 | 0 | 0 | 3 | 1 | 0 | 3 | 4 | 0 | 0 | 1 | 1 | 0 | 0 |
| Aderlin Rodriguez | .292 | .357 | .542 | .899 | 7 | 24 | 4 | 7 | 13 | 0 | 0 | 2 | 6 | 3 | 0 | 8 | 7 | 0 | 0 | 1 | 0 | 0 | 0 |
| Marco Luciano | .170 | .339 | .255 | .594 | 16 | 47 | 8 | 8 | 12 | 1 | 0 | 1 | 4 | 12 | 0 | 18 | 22 | 0 | 0 | 0 | 0 | 0 | 0 |
| Steward Berroa | .222 | .222 | .222 | .444 | 13 | 9 | 5 | 2 | 2 | 0 | 0 | 0 | 0 | 0 | 0 | 4 | 4 | 0 | 0 | 0 | 4 | 0 | 0 |
| Francisco Urbaez | .000 | .154 | .000 | .154 | 6 | 11 | 1 | 0 | 0 | 0 | 0 | 0 | 0 | 2 | 0 | 5 | 11 | 0 | 0 | 0 | 1 | 0 | 0 |
| Pedro Severino | .150 | .217 | .150 | .367 | 8 | 20 | 2 | 3 | 3 | 0 | 0 | 0 | 2 | 2 | 0 | 3 | 13 | 0 | 0 | 1 | 0 | 0 | 0 |
| Freuddy Batista | .200 | .273 | .400 | .673 | 6 | 10 | 0 | 2 | 4 | 2 | 0 | 0 | 2 | 1 | 0 | 2 | 5 | 0 | 0 | 0 | 0 | 0 | 0 |
| Luis De Los Santos | .000 | .000 | .000 | .000 | 1 | 1 | 0 | 0 | 0 | 0 | 0 | 0 | 0 | 0 | 0 | 1 | 1 | 0 | 0 | 0 | 0 | 0 | 0 |
| Jesus Sucre | .263 | .300 | .316 | .616 | 7 | 19 | 1 | 5 | 6 | 1 | 0 | 0 | 3 | 1 | 0 | 2 | 12 | 0 | 2 | 0 | 0 | 0 | 1 |
| Blaine Crim | .212 | .344 | .365 | .709 | 20 | 52 | 9 | 11 | 19 | 2 | 0 | 2 | 8 | 11 | 0 | 19 | 29 | 0 | 0 | 1 | 0 | 0 | 3 |
| Junior Caminero | .317 | .328 | .450 | .778 | 14 | 60 | 4 | 19 | 27 | 5 | 0 | 1 | 7 | 2 | 0 | 14 | 25 | 0 | 0 | 2 | 1 | 0 | 1 |
| Hector Rodriguez | .316 | .333 | .456 | .789 | 21 | 79 | 12 | 25 | 36 | 5 | 3 | 0 | 7 | 2 | 0 | 14 | 36 | 0 | 0 | 0 | 2 | 2 | 2 |
| Michael Papierski | .105 | .433 | .211 | .644 | 9 | 19 | 1 | 2 | 4 | 2 | 0 | 0 | 1 | 11 | 0 | 4 | 13 | 0 | 0 | 0 | 0 | 0 | 0 |
| Josh H. Smith | .222 | .333 | .222 | .556 | 5 | 18 | 1 | 4 | 4 | 0 | 0 | 0 | 0 | 3 | 0 | 5 | 11 | 0 | 0 | 0 | 2 | 0 | 1 |
| Total | .254 | .340 | .384 | .724 | 25 | 851 | 115 | 216 | 327 | 50 | 5 | 17 | 104 | 113 | 1 | 205 | 191 | 3 | 3 | 10 | 24 | 8 | 14 |



| LANZADORES | W | L | PCT | ERA | AVG | G | GS | GF | GC | SHO | SV | IP | BFP | R | ER | H | 2B | 3B | HR | BB | IBB | SO | HBP | WP | B | SH | SF | WHIP |
|--------------------|-----------|-----------|-------------|-------------|-------------|-----------|-----------|-----------|----------|----------|----------|--------------|------------|------------|-----------|------------|-----------|-----------|----------|-----------|----------|------------|-----------|-----------|----------|----------|-----------|-------------|
| Jenrry Mejía | 0 | 0 | .000 | 0.00 | 1.000 | 1 | 0 | 0 | 0 | 0 | 0 | 0.1 | 2 | 0 | 0 | 1 | 0 | 0 | 0 | 1 | 0 | 0 | 0 | 0 | 0 | 0 | 0 | 6.01 |
| Rhiner Cruz | 0 | 0 | .000 | 26.99 | .000 | 1 | 0 | 0 | 0 | 0 | 0 | 0.2 | 8 | 4 | 2 | 4 | 0 | 0 | 0 | 2 | 0 | 0 | 0 | 1 | 0 | 0 | 1 | 9.00 |
| Domingo Tapia | 0 | 0 | .000 | 0.00 | .000 | 2 | 0 | 1 | 0 | 0 | 0 | 1.0 | 5 | 0 | 0 | 0 | 0 | 0 | 0 | 0 | 0 | 1 | 1 | 0 | 0 | 0 | 0 | 0.00 |
| Alexander Colome | 0 | 0 | .000 | 1.35 | .000 | 7 | 0 | 2 | 0 | 0 | 0 | 6.2 | 26 | 1 | 1 | 4 | 0 | 0 | 0 | 2 | 0 | 4 | 0 | 2 | 1 | 0 | 0 | 0.90 |
| Carlos Martínez | 0 | 2 | .000 | 4.50 | .000 | 4 | 4 | 0 | 0 | 0 | 0 | 14.0 | 66 | 12 | 7 | 17 | 1 | 2 | 1 | 6 | 0 | 9 | 1 | 2 | 0 | 1 | 0 | 1.64 |
| Jimmy Cordero | 0 | 0 | .000 | 3.12 | .000 | 9 | 0 | 6 | 0 | 0 | 4 | 8.2 | 37 | 3 | 3 | 8 | 0 | 0 | 0 | 3 | 0 | 8 | 0 | 0 | 1 | 0 | 0 | 1.27 |
| Gerson Bautista | 1 | 0 | .000 | 7.20 | .000 | 8 | 0 | 1 | 0 | 0 | 1 | 5.0 | 31 | 6 | 4 | 9 | 0 | 1 | 0 | 7 | 0 | 1 | 0 | 1 | 0 | 0 | 0 | 3.20 |
| Jesus Liranzo | 0 | 0 | .000 | 3.68 | .000 | 9 | 0 | 1 | 0 | 0 | 0 | 7.1 | 38 | 4 | 3 | 14 | 1 | 0 | 0 | 2 | 0 | 6 | 0 | 3 | 0 | 0 | 2 | 2.18 |
| Cesilio Pimentel | 1 | 0 | .000 | 1.59 | .000 | 7 | 0 | 3 | 0 | 0 | 0 | 5.2 | 24 | 3 | 1 | 3 | 0 | 0 | 0 | 2 | 0 | 5 | 0 | 2 | 0 | 1 | 0 | 0.88 |
| Emmanuel Ramírez | 2 | 0 | .000 | 0.00 | .000 | 11 | 0 | 0 | 0 | 0 | 0 | 14.1 | 45 | 0 | 0 | 3 | 0 | 0 | 0 | 4 | 0 | 13 | 0 | 1 | 0 | 0 | 0 | 0.49 |
| Enoli Paredes | 0 | 0 | .000 | 7.36 | .000 | 7 | 0 | 0 | 0 | 0 | 0 | 7.1 | 36 | 6 | 6 | 7 | 0 | 0 | 1 | 5 | 0 | 4 | 3 | 0 | 0 | 0 | 0 | 1.64 |
| Jasseel De La Cruz | 0 | 0 | .000 | 0.00 | .000 | 3 | 0 | 0 | 0 | 0 | 0 | 4.1 | 19 | 0 | 0 | 3 | 0 | 0 | 0 | 3 | 0 | 5 | 0 | 0 | 0 | 0 | 0 | 1.38 |
| Francisco Pérez | 0 | 0 | .000 | 0.00 | .000 | 2 | 0 | 1 | 0 | 0 | 0 | 2.0 | 9 | 1 | 0 | 2 | 0 | 0 | 0 | 0 | 0 | 3 | 0 | 1 | 0 | 0 | 0 | 1.00 |
| Aneurys Zabala | 1 | 0 | .000 | 2.70 | .000 | 7 | 0 | 2 | 0 | 0 | 1 | 6.2 | 29 | 2 | 2 | 7 | 0 | 2 | 0 | 3 | 0 | 8 | 0 | 2 | 0 | 0 | 0 | 1.50 |
| Victor Santos | 1 | 0 | .000 | 0.66 | .000 | 4 | 2 | 0 | 0 | 0 | 0 | 13.2 | 53 | 1 | 1 | 12 | 2 | 0 | 0 | 2 | 0 | 9 | 0 | 1 | 1 | 0 | 0 | 1.02 |
| Jose Dominguez | 0 | 0 | .000 | 0.00 | .000 | 2 | 0 | 1 | 0 | 0 | 0 | 0.1 | 5 | 0 | 0 | 0 | 0 | 0 | 0 | 3 | 0 | 0 | 1 | 0 | 0 | 0 | 0 | 9.01 |
| Enny Romero | 2 | 1 | .000 | 5.40 | .000 | 5 | 5 | 0 | 0 | 0 | 0 | 20.0 | 89 | 14 | 12 | 27 | 5 | 1 | 2 | 2 | 0 | 15 | 0 | 0 | 0 | 0 | 0 | 1.45 |
| Cristopher Molina | 0 | 1 | .000 | 8.10 | .000 | 4 | 2 | 0 | 0 | 0 | 0 | 10.0 | 52 | 13 | 9 | 14 | 2 | 1 | 1 | 8 | 0 | 5 | 0 | 0 | 0 | 0 | 0 | 2.20 |
| Steven Cruz | 1 | 1 | .000 | 0.00 | .000 | 6 | 0 | 1 | 0 | 0 | 0 | 5.0 | 30 | 6 | 0 | 7 | 0 | 0 | 0 | 6 | 0 | 7 | 1 | 3 | 0 | 0 | 1 | 2.60 |
| Carlos Garcia | 0 | 0 | .000 | 4.50 | .000 | 3 | 0 | 1 | 0 | 0 | 0 | 2.0 | 12 | 4 | 1 | 2 | 0 | 0 | 0 | 2 | 0 | 1 | 1 | 0 | 0 | 0 | 1 | 2.00 |
| Lisandro Santos | 0 | 0 | .000 | 10.80 | .000 | 2 | 0 | 0 | 0 | 0 | 0 | 1.2 | 9 | 2 | 2 | 2 | 1 | 0 | 0 | 1 | 0 | 2 | 1 | 0 | 0 | 0 | 0 | 1.80 |
| Brian Moran | 0 | 0 | .000 | 0.00 | .000 | 4 | 0 | 0 | 0 | 0 | 0 | 3.2 | 11 | 0 | 0 | 0 | 0 | 0 | 0 | 0 | 0 | 5 | 0 | 0 | 0 | 0 | 0 | 0.00 |
| Zac Rosscup | 0 | 1 | .000 | 0.90 | .000 | 9 | 0 | 1 | 0 | 0 | 0 | 10.0 | 41 | 2 | 1 | 5 | 0 | 0 | 0 | 6 | 1 | 10 | 1 | 0 | 0 | 0 | 0 | 1.10 |
| Cameron Gann | 0 | 0 | .000 | 8.68 | .000 | 3 | 2 | 0 | 0 | 0 | 0 | 9.1 | 47 | 9 | 9 | 11 | 1 | 2 | 0 | 7 | 0 | 10 | 0 | 1 | 1 | 0 | 2 | 1.93 |
| David Parkinson | 1 | 1 | .000 | 4.40 | .000 | 4 | 3 | 0 | 0 | 0 | 0 | 14.1 | 65 | 9 | 7 | 15 | 3 | 1 | 0 | 5 | 0 | 11 | 0 | 1 | 0 | 1 | 2 | 1.40 |
| Tanner Myatt | 0 | 1 | .000 | 2.70 | .000 | 8 | 0 | 2 | 0 | 0 | 0 | 6.2 | 30 | 2 | 2 | 4 | 2 | 0 | 0 | 4 | 0 | 5 | 1 | 2 | 0 | 1 | 0 | 1.20 |
| Tyler Alexander | 1 | 2 | .000 | 3.52 | .000 | 5 | 5 | 0 | 0 | 0 | 0 | 23.0 | 90 | 9 | 9 | 24 | 4 | 0 | 0 | 3 | 0 | 22 | 0 | 2 | 0 | 0 | 0 | 1.17 |
| Ty Buttrey | 0 | 3 | .000 | 10.00 | .000 | 9 | 0 | 2 | 0 | 0 | 0 | 9.0 | 42 | 11 | 10 | 11 | 2 | 1 | 1 | 3 | 0 | 10 | 0 | 1 | 1 | 0 | 0 | 1.56 |
| Daniel Lynch | 0 | 1 | .000 | 3.52 | .000 | 2 | 2 | 0 | 0 | 0 | 0 | 7.2 | 32 | 3 | 3 | 4 | 1 | 0 | 0 | 6 | 0 | 7 | 0 | 0 | 0 | 0 | 1 | 1.30 |
| Total | 11 | 14 | .000 | 3.88 | .256 | 25 | 25 | 25 | 0 | 0 | 6 | 220.1 | 983 | 127 | 95 | 220 | 25 | 11 | 6 | 98 | 1 | 186 | 11 | 26 | 5 | 4 | 10 | 1.44 |



| FILDEO | G | INN | TC | PO | A | E | DP | PB | SB | CS | PICK | PCT |
|--------------------|----|-----|-----|-----|----|---|----|----|----|----|------|-------|
| Jenrry Mejía | 1 | 0 | 0 | 0 | 0 | 0 | 0 | 0 | 0 | 0 | 0 | .000 |
| Rhiner Cruz | 1 | 0 | 0 | 0 | 0 | 0 | 0 | 0 | 0 | 0 | 0 | .000 |
| Jimmy Paredes | 8 | 6 | 1 | 1 | 0 | 0 | 0 | 0 | 0 | 0 | 0 | 1.000 |
| Domingo Tapia | 2 | 1 | 0 | 0 | 0 | 0 | 0 | 0 | 0 | 0 | 0 | .000 |
| Alexander Colome | 7 | 6 | 0 | 0 | 0 | 0 | 0 | 0 | 0 | 0 | 0 | .000 |
| Abraham Almonte | 9 | 61 | 13 | 13 | 0 | 0 | 0 | 0 | 0 | 0 | 0 | 1.000 |
| Carlos Martínez | 4 | 14 | 7 | 3 | 3 | 1 | 0 | 0 | 0 | 0 | 1 | .857 |
| Junior Lake | 24 | 195 | 47 | 41 | 2 | 4 | 0 | 0 | 0 | 0 | 0 | .915 |
| Yeison Asencio | 2 | 10 | 2 | 2 | 0 | 0 | 0 | 0 | 0 | 0 | 0 | 1.000 |
| Orlando Calixte | 2 | 9 | 3 | 1 | 1 | 1 | 0 | 0 | 0 | 0 | 0 | .667 |
| Erik Gonzalez | 24 | 202 | 100 | 29 | 70 | 1 | 4 | 0 | 0 | 0 | 0 | .990 |
| Jimmy Cordero | 9 | 8 | 0 | 0 | 0 | 0 | 0 | 0 | 0 | 0 | 0 | .000 |
| Elier Hernández | 6 | 37 | 10 | 8 | 0 | 2 | 0 | 0 | 0 | 0 | 0 | .800 |
| Franmil Reyes | 24 | 9 | 2 | 2 | 0 | 0 | 0 | 0 | 0 | 0 | 0 | 1.000 |
| Wendell Rijo | 9 | 57 | 27 | 9 | 16 | 2 | 1 | 0 | 0 | 0 | 0 | .926 |
| Deivy Grullon | 2 | 12 | 10 | 8 | 1 | 1 | 0 | 2 | 2 | 1 | 0 | .900 |
| José Marmolejos | 17 | 86 | 59 | 53 | 3 | 3 | 1 | 0 | 0 | 0 | 0 | .949 |
| Sandber Pimentel | 4 | 0 | 0 | 0 | 0 | 0 | 0 | 0 | 0 | 0 | 0 | .000 |
| Gerson Bautista | 8 | 5 | 0 | 0 | 0 | 0 | 0 | 0 | 0 | 0 | 0 | .000 |
| Jesus Liranzo | 9 | 7 | 0 | 0 | 0 | 0 | 0 | 0 | 0 | 0 | 0 | .000 |
| Cesilio Pimentel | 7 | 5 | 2 | 0 | 2 | 0 | 0 | 0 | 0 | 0 | 0 | 1.000 |
| Emmanuel Ramírez | 11 | 14 | 1 | 0 | 1 | 0 | 0 | 0 | 0 | 0 | 1 | 1.000 |
| Sandro Fabián | 12 | 89 | 30 | 28 | 1 | 1 | 0 | 0 | 0 | 0 | 0 | .967 |
| Enoli Paredes | 7 | 7 | 1 | 0 | 0 | 1 | 0 | 0 | 0 | 0 | 0 | .000 |
| Jasseel De La Cruz | 3 | 4 | 2 | 2 | 0 | 0 | 0 | 0 | 0 | 0 | 0 | 1.000 |
| Francisco Pérez | 2 | 2 | 0 | 0 | 0 | 0 | 0 | 0 | 0 | 0 | 0 | .000 |
| Joseph Rosa | 7 | 21 | 13 | 3 | 10 | 0 | 0 | 0 | 0 | 0 | 0 | 1.000 |
| Aneurys Zabala | 7 | 6 | 0 | 0 | 0 | 0 | 0 | 0 | 0 | 0 | 0 | .000 |
| Jonathan Guzman | 9 | 62 | 28 | 7 | 21 | 0 | 2 | 0 | 0 | 0 | 0 | 1.000 |
| Otto López | 7 | 47 | 19 | 12 | 7 | 0 | 1 | 0 | 0 | 0 | 0 | 1.000 |
| Victor Santos | 4 | 13 | 3 | 2 | 1 | 0 | 0 | 0 | 0 | 0 | 0 | 1.000 |
| Jose Dominguez | 2 | 0 | 0 | 0 | 0 | 0 | 0 | 0 | 0 | 0 | 0 | .000 |
| Aderlin Rodriguez | 7 | 47 | 55 | 49 | 5 | 1 | 0 | 0 | 0 | 0 | 0 | .982 |
| Enny Romero | 5 | 20 | 4 | 1 | 2 | 1 | 0 | 0 | 0 | 0 | 0 | .750 |
| Marco Luciano | 16 | 106 | 52 | 17 | 31 | 4 | 3 | 0 | 0 | 0 | 0 | .923 |
| Steward Berroa | 13 | 23 | 7 | 7 | 0 | 0 | 0 | 0 | 0 | 0 | 0 | 1.000 |
| Francisco Urbaez | 6 | 34 | 15 | 5 | 8 | 2 | 0 | 0 | 0 | 0 | 0 | .867 |
| Cristopher Molina | 4 | 10 | 3 | 2 | 1 | 0 | 0 | 0 | 0 | 0 | 0 | 1.000 |
| Steven Cruz | 6 | 5 | 0 | 0 | 0 | 0 | 0 | 0 | 0 | 0 | 0 | .000 |
| Carlos Garcia | 3 | 2 | 0 | 0 | 0 | 0 | 0 | 0 | 0 | 0 | 0 | .000 |
| Pedro Severino | 8 | 55 | 59 | 52 | 6 | 1 | 0 | 2 | 15 | 2 | 0 | .983 |
| Lisandro Santos | 2 | 1 | 0 | 0 | 0 | 0 | 0 | 0 | 0 | 0 | 0 | .000 |
| Freuddy Batista | 6 | 25 | 19 | 19 | 0 | 0 | 0 | 0 | 3 | 0 | 0 | 1.000 |
| Luis De Los Santos | 1 | 2 | 2 | 0 | 1 | 1 | 0 | 0 | 0 | 0 | 0 | .500 |
| Brian Moran | 4 | 3 | 1 | 0 | 1 | 0 | 0 | 0 | 0 | 0 | 0 | 1.000 |
| Zac Rosscup | 9 | 10 | 0 | 0 | 0 | 0 | 0 | 0 | 0 | 0 | 0 | .000 |
| Jesus Sucre | 7 | 57 | 53 | 47 | 5 | 1 | 0 | 2 | 7 | 2 | 0 | .981 |
| Cameron Gann | 3 | 9 | 0 | 0 | 0 | 0 | 0 | 0 | 0 | 0 | 0 | .000 |
| David Parkinson | 4 | 14 | 0 | 0 | 0 | 0 | 0 | 0 | 0 | 0 | 1 | .000 |
| Tanner Myatt | 8 | 6 | 1 | 0 | 1 | 0 | 0 | 0 | 0 | 0 | 0 | 1.000 |
| Tyler Alexander | 5 | 23 | 0 | 0 | 0 | 0 | 0 | 0 | 0 | 0 | 0 | .000 |
| Blaine Crim | 20 | 137 | 121 | 116 | 4 | 1 | 1 | 0 | 0 | 0 | 0 | .992 |
| Ty Buttrey | 9 | 9 | 1 | 1 | 0 | 0 | 0 | 0 | 0 | 0 | 0 | 1.000 |



| | | | | | | | | | | | | |
|-------------------|-----------|--------------|------------|------------|------------|-----------|-----------|----------|-----------|----------|----------|-------------|
| Junior Caminero | 14 | 114 | 35 | 4 | 24 | 7 | 2 | 0 | 0 | 0 | 0 | .800 |
| Hector Rodriguez | 21 | 145 | 48 | 42 | 5 | 1 | 0 | 0 | 0 | 0 | 0 | .979 |
| Daniel Lynch | 2 | 7 | 1 | 1 | 0 | 0 | 0 | 0 | 0 | 0 | 0 | 1.000 |
| Michael Papierski | 9 | 71 | 62 | 61 | 1 | 0 | 0 | 1 | 8 | 0 | 0 | 1.000 |
| Josh H. Smith | 5 | 41 | 18 | 13 | 5 | 0 | 0 | 0 | 0 | 0 | 0 | 1.000 |
| Total | 25 | 1,983 | 937 | 661 | 239 | 37 | 15 | 7 | 35 | 5 | 6 | .961 |



| BATEADOR | AVG | OBP | SLG | OPS | G | AB | R | H | TB | 2B | 3B | HR | RBI | BB | IBB | SO | LOB | HBP | SH | SF | SB | CS | DP |
|-----------------------|-------------|-------------|-------------|-------------|-----------|------------|------------|------------|------------|-----------|----------|----------|-----------|-----------|-----------|------------|------------|----------|----------|-----------|-----------|-----------|-----------|
| Wilin Rosario | .125 | .364 | .125 | .489 | 5 | 8 | 0 | 1 | 1 | 0 | 0 | 0 | 0 | 3 | 2 | 2 | 6 | 0 | 0 | 0 | 0 | 0 | 0 |
| Robinson Cano | .241 | .241 | .278 | .519 | 13 | 54 | 4 | 13 | 15 | 2 | 0 | 0 | 5 | 0 | 0 | 9 | 23 | 0 | 0 | 0 | 0 | 0 | 0 |
| Miguel Sano | .229 | .356 | .354 | .710 | 14 | 48 | 5 | 11 | 17 | 6 | 0 | 0 | 5 | 10 | 1 | 16 | 17 | 0 | 0 | 1 | 0 | 0 | 1 |
| José Manuel Fernández | .000 | .000 | .000 | .000 | 1 | 1 | 0 | 0 | 0 | 0 | 0 | 0 | 0 | 0 | 0 | 0 | 2 | 0 | 0 | 0 | 0 | 0 | 0 |
| Alfredo Reyes | .000 | .000 | .000 | .000 | 2 | 1 | 1 | 0 | 0 | 0 | 0 | 0 | 0 | 0 | 0 | 1 | 0 | 0 | 0 | 0 | 0 | 0 | 0 |
| Lewin Díaz | .217 | .294 | .267 | .561 | 18 | 60 | 5 | 13 | 16 | 1 | 1 | 0 | 11 | 7 | 0 | 8 | 28 | 0 | 0 | 1 | 0 | 0 | 0 |
| Vidal Brujan | .316 | .418 | .405 | .823 | 22 | 79 | 12 | 25 | 32 | 5 | 1 | 0 | 12 | 15 | 2 | 15 | 27 | 1 | 1 | 3 | 12 | 3 | 0 |
| Rodolfo Durán | .231 | .268 | .231 | .499 | 16 | 39 | 6 | 9 | 9 | 0 | 0 | 0 | 4 | 2 | 0 | 7 | 21 | 0 | 0 | 0 | 0 | 0 | 1 |
| Eguy Rosario | .204 | .300 | .367 | .667 | 17 | 49 | 9 | 10 | 18 | 5 | 0 | 1 | 11 | 7 | 1 | 17 | 32 | 1 | 0 | 3 | 1 | 1 | 1 |
| Yasiel Puig | .250 | .308 | .333 | .641 | 18 | 60 | 6 | 15 | 20 | 2 | 0 | 1 | 6 | 4 | 1 | 12 | 30 | 1 | 0 | 0 | 1 | 1 | 2 |
| Endy Rodríguez | .158 | .273 | .263 | .536 | 7 | 19 | 2 | 3 | 5 | 2 | 0 | 0 | 1 | 3 | 0 | 4 | 6 | 0 | 0 | 0 | 0 | 0 | 0 |
| Jose Tena | .275 | .363 | .300 | .663 | 22 | 80 | 12 | 22 | 24 | 2 | 0 | 0 | 4 | 10 | 0 | 21 | 25 | 1 | 0 | 0 | 7 | 1 | 1 |
| Angel Martínez | .111 | .429 | .111 | .540 | 5 | 9 | 3 | 1 | 1 | 0 | 0 | 0 | 0 | 5 | 2 | 1 | 7 | 0 | 0 | 0 | 1 | 0 | 1 |
| Wilfred Veras | .105 | .150 | .132 | .282 | 12 | 38 | 4 | 4 | 5 | 1 | 0 | 0 | 2 | 1 | 0 | 11 | 28 | 1 | 0 | 0 | 2 | 0 | 1 |
| Rainer Nuñez | .167 | .184 | .271 | .455 | 17 | 48 | 4 | 8 | 13 | 2 | 0 | 1 | 10 | 1 | 0 | 9 | 19 | 0 | 0 | 0 | 0 | 0 | 1 |
| Willy Vasquez | .313 | .421 | .500 | .921 | 13 | 16 | 2 | 5 | 8 | 1 | 1 | 0 | 1 | 3 | 0 | 7 | 7 | 0 | 0 | 0 | 1 | 1 | 0 |
| Christian Cerda | .375 | .583 | .750 | 1.333 | 6 | 8 | 3 | 3 | 6 | 0 | 0 | 1 | 1 | 4 | 0 | 3 | 2 | 0 | 0 | 0 | 0 | 0 | 0 |
| Christopher Familia | .288 | .327 | .423 | .750 | 18 | 52 | 6 | 15 | 22 | 4 | 0 | 1 | 5 | 3 | 0 | 9 | 19 | 0 | 0 | 0 | 0 | 0 | 0 |
| Drew Avans | .263 | .300 | .456 | .756 | 19 | 57 | 7 | 15 | 26 | 2 | 3 | 1 | 4 | 3 | 0 | 8 | 26 | 0 | 2 | 0 | 3 | 2 | 1 |
| Willie McIver | .143 | .143 | .143 | .286 | 4 | 7 | 1 | 1 | 1 | 0 | 0 | 0 | 0 | 0 | 0 | 2 | 7 | 0 | 2 | 0 | 0 | 0 | 0 |
| Vimael Machin | .125 | .300 | .125 | .425 | 4 | 8 | 2 | 1 | 1 | 0 | 0 | 0 | 2 | 2 | 0 | 2 | 5 | 0 | 0 | 0 | 1 | 0 | 0 |
| Jose Barrero | .182 | .321 | .250 | .571 | 16 | 44 | 10 | 8 | 11 | 3 | 0 | 0 | 4 | 9 | 1 | 10 | 26 | 1 | 0 | 2 | 4 | 1 | 2 |
| Dairon Blanco | .296 | .345 | .333 | .678 | 7 | 27 | 8 | 8 | 9 | 1 | 0 | 0 | 2 | 2 | 0 | 5 | 4 | 0 | 0 | 0 | 5 | 1 | 0 |
| Roel Santos | .167 | .286 | .167 | .452 | 3 | 6 | 2 | 1 | 1 | 0 | 0 | 0 | 0 | 1 | 0 | 3 | 3 | 0 | 1 | 0 | 2 | 0 | 0 |
| Jonathan Arauz | .500 | .500 | 1.000 | 1.500 | 1 | 2 | 1 | 1 | 2 | 1 | 0 | 0 | 1 | 1 | 0 | 1 | 0 | 0 | 0 | 1 | 0 | 0 | 0 |
| Total | .235 | .316 | .321 | .637 | 24 | 820 | 115 | 193 | 263 | 40 | 6 | 6 | 91 | 96 | 10 | 183 | 175 | 6 | 6 | 11 | 40 | 11 | 12 |



| LANZADORES | W | L | PCT | ERA | AVG | G | GS | GF | GC | SHO | SV | IP | BFP | R | ER | H | 2B | 3B | HR | BB | IBB | SO | HBP | WP | B | SH | SF | WHIP |
|-----------------------|-----------|-----------|-------------|-------------|-------------|-----------|-----------|-----------|----------|----------|----------|--------------|------------|-----------|-----------|------------|-----------|----------|----------|------------|----------|------------|----------|-----------|----------|----------|----------|-------------|
| Rafael Dolis | 0 | 0 | .000 | 1.69 | .000 | 6 | 0 | 0 | 0 | 0 | 0 | 5.1 | 20 | 1 | 1 | 3 | 1 | 0 | 0 | 2 | 0 | 6 | 0 | 0 | 0 | 0 | 0 | 0.94 |
| Neftali Feliz | 0 | 0 | .000 | 1.80 | .000 | 10 | 0 | 7 | 0 | 0 | 5 | 10.0 | 37 | 3 | 2 | 6 | 1 | 0 | 0 | 2 | 0 | 10 | 0 | 1 | 0 | 0 | 0 | 0.80 |
| Roman Mendez | 1 | 1 | .000 | 5.19 | .000 | 15 | 0 | 1 | 0 | 0 | 0 | 8.2 | 37 | 7 | 5 | 5 | 1 | 1 | 0 | 6 | 0 | 7 | 0 | 2 | 1 | 1 | 1 | 1.27 |
| Luis González | 0 | 0 | .000 | 0.00 | .000 | 8 | 0 | 1 | 0 | 0 | 0 | 9.0 | 30 | 0 | 0 | 2 | 0 | 0 | 0 | 2 | 0 | 13 | 0 | 1 | 0 | 0 | 0 | 0.44 |
| Phillips Valdez | 0 | 0 | .000 | 3.38 | .000 | 5 | 0 | 0 | 0 | 0 | 0 | 5.1 | 23 | 2 | 2 | 5 | 1 | 0 | 0 | 4 | 0 | 3 | 0 | 0 | 0 | 0 | 0 | 1.69 |
| José Manuel Fernández | 1 | 0 | .000 | 1.59 | .000 | 8 | 0 | 0 | 0 | 0 | 0 | 5.2 | 26 | 2 | 1 | 7 | 0 | 0 | 0 | 4 | 0 | 3 | 0 | 0 | 0 | 0 | 0 | 1.94 |
| Luis Reyes | 0 | 0 | .000 | 1.50 | .000 | 6 | 0 | 0 | 0 | 0 | 0 | 6.0 | 28 | 1 | 1 | 8 | 1 | 0 | 0 | 1 | 0 | 8 | 0 | 0 | 0 | 0 | 0 | 1.50 |
| Jorge Martínez | 0 | 0 | .000 | 2.84 | .000 | 3 | 2 | 1 | 0 | 0 | 0 | 6.1 | 30 | 2 | 2 | 8 | 1 | 0 | 1 | 2 | 0 | 5 | 0 | 1 | 0 | 0 | 0 | 1.58 |
| Carlos Belén | 0 | 0 | .000 | 0.00 | .000 | 5 | 0 | 1 | 0 | 0 | 1 | 3.2 | 17 | 2 | 0 | 5 | 0 | 0 | 0 | 1 | 0 | 4 | 0 | 0 | 0 | 0 | 0 | 1.64 |
| Gerson Moreno | 2 | 1 | .000 | 3.68 | .000 | 8 | 0 | 1 | 0 | 0 | 0 | 7.1 | 31 | 3 | 3 | 5 | 3 | 0 | 0 | 4 | 0 | 8 | 0 | 2 | 0 | 1 | 0 | 1.23 |
| Fernery Ozuna | 0 | 0 | .000 | 2.70 | .000 | 3 | 0 | 1 | 0 | 0 | 0 | 3.1 | 19 | 5 | 1 | 8 | 2 | 0 | 1 | 0 | 0 | 4 | 0 | 0 | 0 | 0 | 0 | 2.40 |
| Yennsy Díaz | 0 | 0 | .000 | 4.50 | .000 | 1 | 0 | 0 | 0 | 0 | 0 | 2.0 | 10 | 1 | 1 | 2 | 0 | 0 | 0 | 2 | 0 | 1 | 0 | 0 | 0 | 0 | 0 | 2.00 |
| Julian Fernández | 1 | 1 | .000 | 4.05 | .000 | 8 | 0 | 2 | 0 | 0 | 0 | 6.2 | 30 | 4 | 3 | 5 | 0 | 0 | 0 | 4 | 1 | 3 | 0 | 3 | 0 | 0 | 1 | 1.35 |
| Raffi Vizcaino | 0 | 0 | .000 | 1.50 | .000 | 8 | 0 | 2 | 0 | 0 | 0 | 6.0 | 29 | 2 | 1 | 5 | 2 | 0 | 0 | 7 | 0 | 4 | 1 | 2 | 0 | 0 | 0 | 2.00 |
| Domingo Robles | 0 | 0 | .000 | 8.10 | .000 | 2 | 2 | 0 | 0 | 0 | 0 | 3.1 | 19 | 3 | 3 | 5 | 0 | 0 | 0 | 3 | 0 | 4 | 0 | 0 | 0 | 0 | 1 | 2.40 |
| Edwin Uceta | 1 | 0 | .000 | 1.77 | .000 | 5 | 5 | 0 | 0 | 0 | 0 | 20.1 | 87 | 4 | 4 | 14 | 2 | 0 | 1 | 12 | 0 | 19 | 1 | 1 | 0 | 0 | 1 | 1.28 |
| Gerónimo Franzuá | 3 | 0 | .000 | 1.50 | .000 | 9 | 0 | 2 | 0 | 0 | 0 | 6.0 | 21 | 2 | 1 | 4 | 0 | 0 | 0 | 1 | 1 | 5 | 1 | 0 | 1 | 0 | 0 | 0.83 |
| Dayeison Arias | 0 | 1 | .000 | 10.12 | .000 | 4 | 0 | 0 | 0 | 0 | 0 | 2.2 | 15 | 3 | 3 | 2 | 0 | 1 | 0 | 4 | 0 | 3 | 0 | 1 | 0 | 1 | 1 | 2.25 |
| Luis Ledo | 0 | 0 | .000 | 5.79 | .000 | 3 | 0 | 0 | 0 | 0 | 0 | 4.2 | 18 | 3 | 3 | 4 | 1 | 0 | 0 | 3 | 0 | 2 | 0 | 1 | 0 | 0 | 0 | 1.50 |
| Robinson Piña | 0 | 0 | .000 | 5.87 | .000 | 3 | 2 | 0 | 0 | 0 | 0 | 7.2 | 31 | 5 | 5 | 6 | 0 | 0 | 1 | 4 | 0 | 3 | 0 | 0 | 0 | 0 | 0 | 1.30 |
| Andy Otero | 0 | 2 | .000 | 6.35 | .000 | 5 | 3 | 0 | 0 | 0 | 0 | 11.1 | 57 | 8 | 8 | 12 | 2 | 0 | 0 | 11 | 0 | 9 | 0 | 0 | 0 | 1 | 0 | 2.03 |
| Jefry Yan | 0 | 0 | .000 | 0.00 | .000 | 10 | 0 | 1 | 0 | 0 | 1 | 9.2 | 35 | 0 | 0 | 6 | 0 | 0 | 0 | 2 | 0 | 13 | 0 | 1 | 0 | 0 | 0 | 0.83 |
| Elvis Alvarado | 1 | 0 | .000 | 0.00 | .000 | 10 | 0 | 0 | 0 | 0 | 0 | 9.0 | 37 | 0 | 0 | 6 | 2 | 0 | 0 | 5 | 0 | 8 | 0 | 0 | 0 | 0 | 0 | 1.22 |
| Luis Moreno | 0 | 1 | .000 | 3.37 | .000 | 2 | 1 | 0 | 0 | 0 | 0 | 2.2 | 13 | 1 | 1 | 3 | 1 | 0 | 0 | 3 | 0 | 0 | 0 | 0 | 0 | 0 | 0 | 2.25 |
| Eduarniel Nuñez | 0 | 0 | .000 | 3.60 | .000 | 4 | 0 | 2 | 0 | 0 | 0 | 5.0 | 19 | 2 | 2 | 2 | 0 | 0 | 0 | 3 | 0 | 4 | 0 | 1 | 0 | 0 | 0 | 1.00 |
| Yovanny Cruz | 0 | 0 | .000 | 5.40 | .000 | 4 | 0 | 1 | 0 | 0 | 0 | 3.1 | 18 | 3 | 2 | 4 | 0 | 0 | 0 | 3 | 0 | 3 | 0 | 1 | 0 | 0 | 0 | 2.10 |
| Tyler Zuber | 3 | 1 | .000 | 1.64 | .000 | 11 | 0 | 1 | 0 | 0 | 0 | 11.0 | 41 | 4 | 2 | 6 | 0 | 0 | 2 | 2 | 0 | 12 | 0 | 0 | 0 | 1 | 2 | 0.73 |
| Julio Robaina | 0 | 0 | .000 | 11.05 | .000 | 4 | 2 | 0 | 0 | 0 | 0 | 7.1 | 41 | 9 | 9 | 14 | 3 | 0 | 1 | 4 | 0 | 6 | 1 | 0 | 0 | 0 | 1 | 2.45 |
| Aaron Leasher | 1 | 1 | .000 | 2.60 | .000 | 4 | 4 | 0 | 0 | 0 | 0 | 17.1 | 73 | 5 | 5 | 14 | 3 | 0 | 0 | 4 | 0 | 11 | 3 | 1 | 0 | 0 | 0 | 1.04 |
| Rio Gomez | 0 | 1 | .000 | 3.24 | .000 | 3 | 3 | 0 | 0 | 0 | 0 | 8.1 | 39 | 4 | 3 | 13 | 0 | 1 | 0 | 1 | 0 | 7 | 0 | 1 | 0 | 0 | 0 | 1.68 |
| Total | 14 | 10 | .000 | 3.10 | .235 | 24 | 24 | 24 | 0 | 0 | 7 | 215.0 | 931 | 91 | 74 | 189 | 27 | 3 | 7 | 106 | 2 | 188 | 7 | 20 | 2 | 5 | 8 | 1.37 |



| FILDEO | G | INN | TC | PO | A | E | DP | PB | SB | CS | PICK | PCT |
|-----------------------|----|-----|-----|-----|----|---|----|----|----|----|------|-------|
| Wilin Rosario | 5 | 24 | 21 | 20 | 1 | 0 | 0 | 1 | 0 | 0 | 0 | 1.000 |
| Rafael Dolis | 6 | 5 | 0 | 0 | 0 | 0 | 0 | 0 | 0 | 0 | 0 | .000 |
| Robinson Cano | 13 | 88 | 43 | 13 | 27 | 3 | 2 | 0 | 0 | 0 | 0 | .930 |
| Miguel Sano | 14 | 0 | 0 | 0 | 0 | 0 | 0 | 0 | 0 | 0 | 0 | .000 |
| Neftali Feliz | 10 | 10 | 1 | 1 | 0 | 0 | 0 | 0 | 0 | 0 | 0 | 1.000 |
| Roman Mendez | 15 | 8 | 2 | 0 | 2 | 0 | 0 | 0 | 0 | 0 | 0 | 1.000 |
| Luis González | 8 | 9 | 0 | 0 | 0 | 0 | 0 | 0 | 0 | 0 | 0 | .000 |
| Phillips Valdez | 5 | 5 | 1 | 0 | 1 | 0 | 0 | 0 | 0 | 0 | 0 | 1.000 |
| José Manuel Fernández | 8 | 5 | 1 | 1 | 0 | 0 | 0 | 0 | 0 | 0 | 0 | 1.000 |
| Luis Reyes | 6 | 6 | 1 | 0 | 1 | 0 | 0 | 0 | 0 | 0 | 0 | 1.000 |
| Jorge Martínez | 3 | 6 | 0 | 0 | 0 | 0 | 0 | 0 | 0 | 0 | 0 | .000 |
| Carlos Belén | 5 | 3 | 0 | 0 | 0 | 0 | 0 | 0 | 0 | 0 | 0 | .000 |
| Gerson Moreno | 8 | 7 | 2 | 0 | 2 | 0 | 0 | 0 | 0 | 0 | 0 | 1.000 |
| Fernery Ozuna | 3 | 3 | 1 | 0 | 1 | 0 | 0 | 0 | 0 | 0 | 0 | 1.000 |
| Alfredo Reyes | 2 | 3 | 1 | 1 | 0 | 0 | 0 | 0 | 0 | 0 | 0 | 1.000 |
| Lewin Díaz | 18 | 140 | 146 | 135 | 7 | 4 | 1 | 0 | 0 | 0 | 0 | .973 |
| Yenysy Díaz | 1 | 2 | 1 | 0 | 1 | 0 | 0 | 0 | 0 | 0 | 0 | 1.000 |
| Julian Fernandez | 8 | 6 | 1 | 1 | 0 | 0 | 0 | 0 | 0 | 0 | 0 | 1.000 |
| Raffi Vizcaíno | 8 | 6 | 1 | 0 | 1 | 0 | 0 | 0 | 0 | 0 | 0 | 1.000 |
| Vidal Brujan | 22 | 186 | 65 | 42 | 19 | 4 | 3 | 0 | 0 | 0 | 0 | .938 |
| Rodolfo Durán | 16 | 102 | 96 | 87 | 7 | 2 | 0 | 1 | 14 | 3 | 0 | .979 |
| Domingo Robles | 2 | 3 | 0 | 0 | 0 | 0 | 0 | 0 | 0 | 0 | 0 | .000 |
| Eguy Rosario | 17 | 125 | 45 | 17 | 26 | 2 | 4 | 0 | 0 | 0 | 0 | .956 |
| Edwin Uceta | 5 | 20 | 5 | 1 | 4 | 0 | 0 | 0 | 0 | 0 | 0 | 1.000 |
| Gerónimo Franzuá | 9 | 6 | 2 | 1 | 1 | 0 | 0 | 0 | 0 | 0 | 0 | 1.000 |
| Dayeison Arias | 4 | 2 | 0 | 0 | 0 | 0 | 0 | 0 | 0 | 0 | 0 | .000 |
| Luis Ledo | 3 | 4 | 1 | 1 | 0 | 0 | 0 | 0 | 0 | 0 | 0 | 1.000 |
| Robinson Piña | 3 | 7 | 0 | 0 | 0 | 0 | 0 | 0 | 0 | 0 | 0 | .000 |
| Andy Otero | 5 | 11 | 1 | 0 | 1 | 0 | 0 | 0 | 0 | 0 | 0 | 1.000 |
| Yasiel Puig | 18 | 115 | 21 | 20 | 1 | 0 | 0 | 0 | 0 | 0 | 0 | 1.000 |
| Jefry Yan | 10 | 9 | 0 | 0 | 0 | 0 | 0 | 0 | 0 | 0 | 0 | .000 |
| Endy Rodríguez | 7 | 45 | 49 | 46 | 3 | 0 | 0 | 0 | 3 | 2 | 0 | 1.000 |
| Jose Tena | 22 | 184 | 75 | 28 | 44 | 3 | 4 | 0 | 0 | 0 | 0 | .960 |
| Angel Martínez | 5 | 26 | 17 | 5 | 10 | 2 | 0 | 0 | 0 | 0 | 0 | .882 |
| Wilfred Veras | 12 | 74 | 20 | 18 | 1 | 1 | 0 | 0 | 0 | 0 | 0 | .950 |
| Rainer Nuñez | 17 | 70 | 61 | 58 | 3 | 0 | 0 | 0 | 0 | 0 | 0 | 1.000 |
| Elvis Alvarado | 10 | 9 | 2 | 0 | 2 | 0 | 0 | 0 | 0 | 0 | 0 | 1.000 |
| Luis Moreno | 2 | 2 | 0 | 0 | 0 | 0 | 0 | 0 | 0 | 0 | 0 | .000 |
| Eduarniel Nuñez | 4 | 5 | 1 | 0 | 1 | 0 | 0 | 0 | 0 | 0 | 0 | 1.000 |
| Willy Vasquez | 13 | 47 | 22 | 7 | 14 | 1 | 1 | 0 | 0 | 0 | 0 | .955 |
| Christian Cerda | 6 | 28 | 31 | 29 | 2 | 0 | 0 | 1 | 4 | 1 | 0 | 1.000 |
| Christopher Familia | 18 | 75 | 11 | 10 | 0 | 1 | 0 | 0 | 0 | 0 | 0 | .909 |
| Yovanny Cruz | 4 | 3 | 1 | 0 | 0 | 1 | 0 | 0 | 0 | 0 | 0 | .000 |
| Tyler Zuber | 11 | 11 | 2 | 0 | 1 | 1 | 0 | 0 | 0 | 0 | 0 | .500 |
| Julio Robaina | 4 | 7 | 0 | 0 | 0 | 0 | 0 | 0 | 0 | 0 | 0 | .000 |
| Drew Avans | 19 | 130 | 34 | 33 | 1 | 0 | 0 | 0 | 0 | 0 | 0 | 1.000 |
| Willie McIver | 4 | 21 | 17 | 16 | 0 | 1 | 0 | 0 | 4 | 0 | 0 | .941 |
| Vimael Machin | 4 | 22 | 13 | 5 | 8 | 0 | 0 | 0 | 0 | 0 | 0 | 1.000 |
| Jose Barrero | 16 | 130 | 42 | 28 | 13 | 1 | 3 | 0 | 0 | 0 | 0 | .976 |
| Aaron Leasher | 4 | 17 | 2 | 0 | 2 | 0 | 0 | 0 | 0 | 0 | 1 | 1.000 |
| Rio Gomez | 3 | 8 | 2 | 0 | 2 | 0 | 0 | 0 | 0 | 0 | 0 | 1.000 |
| Dairon Blanco | 7 | 57 | 14 | 13 | 1 | 0 | 0 | 0 | 0 | 0 | 0 | 1.000 |
| Roel Santos | 3 | 18 | 6 | 6 | 0 | 0 | 0 | 0 | 0 | 0 | 0 | 1.000 |



Liga de Béisbol Profesional de la República Dominicana
Temporada: 2023 - Serie Regular
Estrellas Orientales VS Oponentes

ESTADÍSTICAS

| | | | | | | | | | | | | |
|----------------|-----------|--------------|------------|------------|------------|-----------|-----------|----------|-----------|----------|----------|-------------|
| Jonathan Arauz | 1 | 9 | 4 | 2 | 2 | 0 | 0 | 0 | 0 | 0 | 0 | 1.000 |
| Total | 24 | 1,935 | 885 | 645 | 213 | 27 | 18 | 3 | 25 | 6 | 8 | .969 |



| Equipos | J | G | P | Pct | Dif | Casa | Ruta | U10 | X1 | EX | CA | CP | DC |
|-----------|----|----|----|-------|------|------|------|-----|-----|-----|-----|-----|-----|
| Gigantes | 23 | 15 | 8 | 0.652 | 0.00 | 5-5 | 10-3 | 6-4 | 7-1 | 2-0 | 107 | 90 | +17 |
| Estrellas | 24 | 14 | 10 | 0.583 | 1.50 | 4-6 | 10-4 | 7-3 | 3-4 | 2-2 | 115 | 91 | +24 |
| Tigres | 23 | 12 | 11 | 0.522 | 3.00 | 3-9 | 9-2 | 6-4 | 2-3 | 1-1 | 107 | 112 | -5 |
| Toros | 24 | 12 | 12 | 0.500 | 3.50 | 6-8 | 6-4 | 5-5 | 2-2 | 1-1 | 117 | 98 | +19 |
| Leones | 25 | 11 | 14 | 0.440 | 5.00 | 4-8 | 7-6 | 4-6 | 0-2 | 0-1 | 115 | 127 | -12 |
| Aguilas | 21 | 6 | 15 | 0.286 | 8.00 | 1-11 | 5-4 | 1-9 | 2-4 | 1-2 | 101 | 144 | -43 |

| Equipos | J | G | P | Pct | Dif | Casa | Ruta | U10 | X1 | EX | CA | CP | DC |
|---------|---|---|---|-----|-----|------|------|-----|----|----|----|----|----|
| | | | | | | | | | | | | | |

SERIE PARTICULAR

| EQUIPO | GC | EO | TL | TE | LE | AC |
|--------|----|----|----|----|----|----|
| GC | 0 | 4 | 2 | 3 | 4 | 2 |
| EO | 2 | 0 | 2 | 4 | 3 | 3 |
| TL | 2 | 2 | 0 | 2 | 2 | 4 |
| TE | 1 | 1 | 3 | 0 | 4 | 3 |
| LE | 2 | 2 | 2 | 2 | 0 | 3 |
| AC | 1 | 1 | 2 | 1 | 1 | 0 |



| BATEO | AVG | OBP | SLG | OPS | G | AB | R | H | TB | 2B | 3B | HR | RBI | BB | IBB | SO | LOB | HBP | SH | SF | SB | CS | DP |
|----------------------|-------------|-------------|-------------|-------------|-----------|-------------|------------|-------------|--------------|------------|-----------|-----------|------------|------------|-----------|-------------|-------------|-----------|-----------|-----------|------------|-----------|-----------|
| Aguilas Cibaeñas | .266 | .350 | .354 | .704 | 21 | 721 | 101 | 192 | 255 | 31 | 4 | 8 | 89 | 92 | 4 | 154 | 153 | 5 | 2 | 7 | 18 | 7 | 23 |
| Gigantes del Cibao | .266 | .343 | .359 | .702 | 23 | 800 | 107 | 213 | 287 | 41 | 6 | 7 | 93 | 88 | 3 | 184 | 180 | 11 | 5 | 10 | 37 | 7 | 12 |
| Leones del Escogido | .254 | .340 | .384 | .724 | 25 | 851 | 115 | 216 | 327 | 50 | 5 | 17 | 104 | 113 | 1 | 205 | 191 | 3 | 3 | 10 | 24 | 8 | 14 |
| Tigres del Licey | .238 | .322 | .324 | .646 | 23 | 794 | 107 | 189 | 257 | 33 | 4 | 9 | 94 | 91 | 4 | 172 | 176 | 14 | 2 | 13 | 15 | 4 | 13 |
| Toros del Este | .235 | .341 | .322 | .663 | 24 | 807 | 117 | 190 | 260 | 31 | 3 | 11 | 97 | 115 | 1 | 181 | 188 | 18 | 4 | 7 | 28 | 9 | 10 |
| Estrellas Orientales | .235 | .316 | .321 | .637 | 24 | 820 | 115 | 193 | 263 | 40 | 6 | 6 | 91 | 96 | 10 | 183 | 175 | 6 | 6 | 11 | 40 | 11 | 12 |
| Total | .249 | .335 | .344 | .679 | 70 | 4793 | 662 | 1193 | 1,645 | 226 | 28 | 58 | 568 | 595 | 23 | 1079 | 1063 | 57 | 22 | 58 | 162 | 46 | 84 |

| PITCHEO | W | L | PCT | ERA | AVG | G | GS | GF | SV | IP | BFP | R | ER | H | 2B | 3B | HR | BB | IBB | SO | HBP | WP | B | SH | SF | WHIP |
|----------------------|-----------|-----------|-------------|-------------|-------------|-----------|-----------|-----------|-----------|----------------|--------------|------------|------------|-------------|------------|-----------|-----------|------------|-----------|-------------|-----------|-----------|-----------|-----------|-----------|-------------|
| Estrellas Orientales | 14 | 10 | .583 | 3.10 | .235 | 24 | 24 | 24 | 7 | 215.0 | 931 | 91 | 74 | 189 | 27 | 3 | 7 | 106 | 2 | 188 | 7 | 20 | 2 | 5 | 8 | 1.37 |
| Gigantes del Cibao | 15 | 8 | .652 | 3.50 | .232 | 23 | 23 | 23 | 7 | 206.0 | 880 | 90 | 80 | 173 | 39 | 2 | 13 | 108 | 1 | 152 | 6 | 10 | 3 | 2 | 12 | 1.36 |
| Toros del Este | 12 | 12 | .500 | 3.70 | .236 | 24 | 24 | 24 | 4 | 214.1 | 937 | 98 | 88 | 194 | 41 | 4 | 8 | 98 | 5 | 216 | 7 | 13 | 1 | 2 | 8 | 1.36 |
| Leones del Escogido | 11 | 14 | .440 | 3.88 | .256 | 25 | 25 | 25 | 6 | 220.1 | 983 | 127 | 95 | 220 | 25 | 11 | 6 | 98 | 1 | 186 | 11 | 26 | 5 | 4 | 10 | 1.44 |
| Tigres del Licey | 12 | 11 | .522 | 3.94 | .258 | 23 | 23 | 23 | 7 | 210.0 | 923 | 112 | 92 | 208 | 51 | 7 | 8 | 95 | 9 | 175 | 5 | 6 | 3 | 6 | 9 | 1.44 |
| Aguilas Cibaeñas | 6 | 15 | .286 | 5.44 | .278 | 21 | 21 | 21 | 3 | 185.1 | 874 | 144 | 112 | 208 | 43 | 1 | 16 | 90 | 5 | 162 | 21 | 15 | 2 | 3 | 11 | 1.61 |
| Total | 70 | 70 | .500 | 3.89 | .249 | 70 | 70 | 70 | 34 | 1,251.1 | 5,528 | 662 | 541 | 1192 | 226 | 28 | 58 | 595 | 23 | 1079 | 57 | 90 | 16 | 22 | 58 | 1.43 |

| FILDEO | G | INN | TC | PO | A | E | DP | PB | SB | CS | PICK | PCT |
|----------------------|-----------|--------------|--------------|--------------|--------------|------------|-----------|-----------|------------|-----------|-----------|-------------|
| Gigantes del Cibao | 23 | 206 | 863 | 618 | 228 | 17 | 14 | 3 | 27 | 10 | 9 | .980 |
| Estrellas Orientales | 24 | 215 | 885 | 645 | 213 | 27 | 18 | 3 | 25 | 6 | 8 | .969 |
| Tigres del Licey | 23 | 210 | 892 | 630 | 230 | 32 | 20 | 4 | 21 | 8 | 5 | .964 |
| Toros del Este | 24 | 214 | 858 | 643 | 184 | 31 | 9 | 2 | 34 | 7 | 9 | .964 |
| Leones del Escogido | 25 | 220 | 937 | 661 | 239 | 37 | 15 | 7 | 35 | 5 | 6 | .961 |
| Aguilas Cibaeñas | 21 | 185 | 774 | 556 | 179 | 39 | 8 | 2 | 20 | 9 | 5 | .950 |
| Total | 70 | 1,251 | 5,209 | 3,753 | 1,273 | 183 | 84 | 21 | 162 | 45 | 21 | .965 |

PORCENTAJE DE BATEO (Basado en 2.7 apariciones al plato por juego)

| JUGADOR | EQUIPO | G | AB | R | H | RBI | AVG |
|------------------|----------------------|----|----|----|----|-----|------|
| Starlin Castro | Aguilas Cibaenas | 19 | 69 | 10 | 25 | 14 | .362 |
| Yairo Munoz | Aguilas Cibaenas | 16 | 57 | 10 | 20 | 7 | .351 |
| Yadiel Hernandez | Aguilas Cibaenas | 19 | 62 | 11 | 21 | 7 | .339 |
| Dane Myers | Gigantes del Cibao | 18 | 58 | 9 | 19 | 8 | .328 |
| Vidal Brujan | Estrellas Orientales | 22 | 79 | 12 | 25 | 12 | .316 |
| Hector Rodriguez | Leones del Escogido | 21 | 79 | 12 | 25 | 7 | .316 |
| Webster Rivas | Toros del Este | 20 | 67 | 5 | 21 | 14 | .313 |
| Emilio Bonifacio | Tigres del Licey | 21 | 75 | 19 | 23 | 9 | .307 |
| Mel Rojas Jr. | Tigres del Licey | 22 | 72 | 13 | 22 | 11 | .306 |
| Ronny Simon | Toros del Este | 23 | 89 | 23 | 27 | 11 | .303 |

CARRERAS ANOTADAS

| JUGADOR | EQUIPO | R |
|------------------|---------------------|----|
| Ronny Simon | Toros del Este | 23 |
| Emilio Bonifacio | Tigres del Licey | 19 |
| Julio Carreras | Gigantes del Cibao | 17 |
| Franmil Reyes | Leones del Escogido | 16 |
| Junior Lake | Leones del Escogido | 15 |

CARRERAS EMPUJADAS

| JUGADOR | EQUIPO | RBI |
|----------------|----------------------|-----|
| Franmil Reyes | Leones del Escogido | 19 |
| Starlin Castro | Aguilas Cibaenas | 14 |
| Webster Rivas | Toros del Este | 14 |
| Henry Urrutia | Gigantes del Cibao | 13 |
| Vidal Brujan | Estrellas Orientales | 12 |

HITS

| JUGADOR | EQUIPO | H |
|----------------|----------------------|----|
| Ronny Simon | Toros del Este | 27 |
| Franmil Reyes | Leones del Escogido | 26 |
| Vidal Brujan | Estrellas Orientales | 25 |
| Starlin Castro | Aguilas Cibaenas | 25 |
| Erik Gonzalez | Leones del Escogido | 25 |

DOBLES

| JUGADOR | EQUIPO | 2B |
|----------------|----------------------|----|
| Franmil Reyes | Leones del Escogido | 7 |
| Erik Gonzalez | Leones del Escogido | 6 |
| Miguel Sano | Estrellas Orientales | 6 |
| Hanser Alberto | Gigantes del Cibao | 5 |
| Vidal Brujan | Estrellas Orientales | 5 |

TRIPLES

| JUGADOR | EQUIPO | 3B |
|------------------|----------------------|----|
| Drew Avans | Estrellas Orientales | 3 |
| Hector Rodriguez | Leones del Escogido | 3 |
| Erik Gonzalez | Leones del Escogido | 2 |
| Kelvin Gutiérrez | Gigantes del Cibao | 2 |
| Cesar Prieto | Aguilas Cibaenas | 2 |

CUADRANGULARES

| JUGADOR | EQUIPO | HR |
|----------------|---------------------|----|
| Franmil Reyes | Leones del Escogido | 5 |
| Mel Rojas Jr. | Tigres del Licey | 5 |
| Pablo Reyes | Toros del Este | 4 |
| Julio Carreras | Gigantes del Cibao | 3 |
| Junior Lake | Leones del Escogido | 3 |

BASES ROBADAS

| JUGADOR | EQUIPO | SB |
|------------------|----------------------|----|
| Vidal Brujan | Estrellas Orientales | 12 |
| Ronny Simon | Toros del Este | 10 |
| Emilio Bonifacio | Tigres del Licey | 9 |
| Julio Carreras | Gigantes del Cibao | 9 |
| Dane Myers | Gigantes del Cibao | 9 |

EFFECTIVIDAD

| JUGADOR | EQUIPO | IP | BE | ER | ERA |
|--------------|----------------------|------|-----|----|------|
| Paolo Espino | Toros del Este | 28.2 | 108 | 3 | 0.94 |
| Edwin Uceta | Estrellas Orientales | 20.1 | 87 | 4 | 1.77 |
| Matt Dermody | Toros del Este | 24.1 | 96 | 6 | 2.22 |
| Logan Allen | Tigres del Licey | 18.2 | 78 | 5 | 2.41 |
| Esmil Rogers | Toros del Este | 23.1 | 107 | 7 | 2.70 |

PONCHES

| JUGADOR | EQUIPO | SO |
|-----------------|---------------------|----|
| Paolo Espino | Toros del Este | 28 |
| Matt Dermody | Toros del Este | 26 |
| Nick Raquet | Gigantes del Cibao | 23 |
| Tyler Alexander | Leones del Escogido | 22 |
| Radhames Liz | Tigres del Licey | 22 |

BASES POR BOLAS Y HITS POR INNINGS

| JUGADOR | EQUIPO | WHIP |
|-----------------|----------------------|------|
| Paolo Espino | Toros del Este | 0.80 |
| Matt Dermody | Toros del Este | 1.03 |
| Tyler Alexander | Leones del Escogido | 1.17 |
| Radhames Liz | Tigres del Licey | 1.19 |
| Edwin Uceta | Estrellas Orientales | 1.28 |

VICTORIAS

| JUGADOR | EQUIPO | W |
|------------------|----------------------|---|
| Dan Altavilla | Tigres del Licey | 4 |
| Paolo Espino | Toros del Este | 3 |
| Gerónimo Franzuá | Estrellas Orientales | 3 |
| Esmil Rogers | Toros del Este | 3 |
| Tyler Zuber | Estrellas Orientales | 3 |

JUEGOS SALVADOS

| JUGADOR | EQUIPO | SV |
|------------------|----------------------|----|
| Jairo Asencio | Tigres del Licey | 6 |
| Reymín Guduán | Gigantes del Cibao | 6 |
| Neftali Feliz | Estrellas Orientales | 5 |
| Jimmy Cordero | Leones del Escogido | 4 |
| Diógenes Almengó | Toros del Este | 2 |