



ESCOGIDO BASEBALL CLUB

16 VECES CAMPEONES NACIONALES / 4 CORONAS DE SERIES DEL CARIBE

INFORMACIONES GENERALES DEL EQUIPO TEMPORADA 2023-2024

Teléfono: 809-565-1910 / escogido.com / @EscogidoBBClub

ESTADIO QUISQUEYA JUAN MARICHAL | AVE. TIRADENTES | SANTO DOMINGO | REP. DOM.



MIÉRCOLES 6 DE DICIEMBRE / 7:30 PM / ESTADIO QUISQUEYA

TV DIGITAL 15

RADIO INDEPENDENCIA 93.3 FM. SANTO DOMINGO, ESTE Y SUR. KE-BUENA SANTIAGO 105.5 FM 103.9 SAN JUAN

WEB MLB.TV



Campeonato 2023-24 dedicado a Onfalia Morillo, una escogidista de siempre.

ESCOGIDO VS LICEY

| Fecha | Sede | Score |
|--------------|-------------|------------|
| 19 de oct. | @ Quisqueya | 3-1 |
| 22 de oct. | Quisqueya | 5-9 |
| 3 de nov. | @ Quisqueya | 0-3 |
| 16 de nov. | Quisqueya | 11-2 |
| 28 de nov. | Quisqueya | 14-4 |
| 6 de dic. | @ Quisqueya | |
| 8 de dic. | @ Quisqueya | |
| 17 de dic. | Quisqueya | |
| 21 de dic. | @ Quisqueya | |
| 22 de dic. | Quisqueya | |
| TOTAL | | 3-2 |

LA RACHA SIGUE VIVA



Los Leones del Escogido ascendieron al tercer lugar en el standing y buscarán extender a cinco su seguidilla de triunfos cuando enfrenten hoy a los Tigres del Licey en el estadio Quisqueya Juan Marichal.

Durante la hilera, la ofensiva de los dirigidos por Víctor Estévez ha estado por todo lo alto, con un promedio de .342, incluyendo 7.8 carreras anotadas por juego. El pitcheo también ha impuesto su clase, con un porcentaje de carreras limpias de 3.25, incluyendo 1.89 por parte de los relevistas.

Contra los Tigres, el Escogido domina 3-2 la serie particular, incluyendo las últimas dos victorias por un diferencial de carreras de +19. En los pasados dos encuentros entre sí, el bateo de los melenudos promedia .375 frente a los azules, con un porcentaje de embasarse de .447 y un slugging de 597. Se incluyen seis dobles, dos triples y dos cuadrangulares, además de 27 indiscutibles. El comportamiento del pitcheo en ese tramo tuvo 2.50 de ERA, 0.89 de WHIP y 15 ponches en 18.0 innings. El zurdo Tyler Alexander abrirá por los 16 veces campeones nacionales y su rival será el derecho César Valdez.

OTROS JUEGOS DE HOY

| Equipos | Sede | Hora |
|----------|-------|---------|
| GC vs AC | Cibao | 7:30 PM |

UMPIRES

| Nombres | Pos. |
|------------------|------|
| Marino Vizcaíno | HP |
| * Hardlen Acosta | 1B |
| Airton Quintero | 2B |
| Félix Tejeda | 3B |
| * Jefe de grupo | |

ABRIDORES

| Nombres | Día |
|-----------------------|-------|
| Tyler Alexander @ TL | MIE 6 |
| Carlos Martínez vs AC | JUE 7 |
| Zac Rosscup @ TL | VIE 8 |
| LIBE | SAB 9 |

VENTA DE BOLETAS

DISPONIBLES A LA VENTA EN:
BOLETERÍA DEL ESTADIO / UERA TICKETS

| | |
|---------------------|-------|
| PALCOS CORPORATIVOS | 2,050 |
| PALCOS A | 1,250 |
| PALCOS AA | 950 |
| PREFERENCIAS | 550 |
| GRADA | 150 |

*Precio final al público, incluye cargos por servicio.



TYLER ALEXANDER

Edad: 32 años
Lugar de nacimiento: Tampa, FL
Equipo en 2023: Saraperos de Saltillo (México)

LEONES DEL ESCOGIDO

Lanza: Zurda
Estatura: 6'1
Peso: 200

SOBRE ALEXANDER: Formó parte de la representación de la República Dominicana en la Serie del Caribe 2022 celebrada en Santo Domingo, totalizando 11.0 capítulos de 6 hits, 3 carreras y 7 ponches, para una efectividad de 2.45. Además de México, tiene experiencia en las Ligas Menores con los Atléticos y los Phillies, además de la Liga Independiente del Atlántico.

TEMPORADA 2023-24

| Fecha | Oponente | G | W | L | SV | ERA | IP | H | R | ER | HR | BB | IBB | SO | WHIP | NP-S |
|----------------|----------------------|----------|----------|----------|----------|-------------|-------------|-----------|-----------|-----------|----------|----------|----------|-----------|-------------|----------------|
| 22/10/2023 | Tigres del Licey | 1 | 0 | 0 | 0 | 1.80 | 5.0 | 3 | 1 | 1 | 0 | 0 | 0 | 5 | .60 | 62-46 |
| 28/10/2023 | @ Aguilas Cibaeñas | 1 | 0 | 0 | 0 | 13.50 | 2.2 | 6 | 4 | 4 | 0 | 0 | 0 | 4 | 2.25 | 54-39 |
| 03/11/2023 | @ Tigres del Licey | 1 | 0 | 1 | 0 | 1.69 | 5.1 | 5 | 1 | 1 | 0 | 2 | 0 | 4 | 1.31 | 81-50 |
| 11/11/2023 | @ Gigantes del Cibao | 1 | 0 | 1 | 0 | 4.50 | 4.0 | 6 | 2 | 2 | 0 | 1 | 0 | 4 | 1.75 | 81-50 |
| 20/11/2023 | @ Aguilas Cibaeñas | 1 | 1 | 0 | 0 | 1.50 | 6.0 | 4 | 1 | 1 | 0 | 0 | 0 | 5 | .67 | 90-64 |
| 25/11/2023 | Estrellas Orientales | 1 | 0 | 1 | 0 | 9.00 | 4.0 | 6 | 5 | 4 | 3 | 1 | 0 | 3 | 1.75 | 71-46 |
| 30/11/2023 | @ Aguilas Cibaeñas | 1 | 1 | 0 | 0 | 3.60 | 5.0 | 3 | 2 | 2 | 0 | 3 | 0 | 2 | 1.20 | 102-69 |
| Totales | | 7 | 2 | 3 | 0 | 4.22 | 32.0 | 33 | 16 | 15 | 3 | 7 | 0 | 27 | 1.25 | 541-364 |

CARRERA EN LA SERIE REGULAR EN LA LIGA DOMINICANA

| Año | Equipo | W | L | ERA | GP | GS | SV | IP | H | R | ER | HR | BB | IBB | SO | HBP | WP | BE | WHIP | FIP |
|----------------|--------|----------|-----------|-------------|-----------|-----------|----------|------------|------------|-----------|-----------|----------|-----------|----------|------------|----------|----------|------------|-------------|-------------|
| 2018 | LE | 2 | 3 | 2.68 | 11 | 10 | 0 | 50.1 | 34 | 18 | 15 | 2 | 10 | 0 | 48 | 3 | 1 | 194 | 0.87 | 2.51 |
| 2019 | LE | 0 | 1 | 7.72 | 2 | 2 | 0 | 4.2 | 7 | 4 | 4 | 0 | 2 | 0 | 1 | 0 | 1 | 22 | 1.93 | 4.01 |
| 2021 | GC | 3 | 3 | 2.75 | 7 | 7 | 0 | 36 | 32 | 16 | 11 | 4 | 9 | 0 | 29 | 0 | 2 | 149 | 1.14 | 3.70 |
| 2023 | LE | 2 | 3 | 4.50 | 7 | 7 | 0 | 32 | 33 | 16 | 16 | 3 | 7 | 0 | 27 | 0 | 2 | 130 | 1.25 | 3.58 |
| Totales | | 7 | 10 | 3.37 | 27 | 26 | 0 | 123 | 106 | 54 | 46 | 9 | 28 | 0 | 105 | 3 | 6 | 495 | 1.09 | 3.00 |

CARRERA EN LA POSTEMPORADA EN LA LIGA DOMINICANA

| Año | Equipo | Etapas | W | L | ERA | GP | GS | SV | IP | H | R | ER | HR | BB | IBB | SO | HBP | WP | BE | WHIP | FIP |
|----------------|--------|--------|----------|----------|-------------|-----------|-----------|----------|-----------|-----------|-----------|-----------|----------|-----------|----------|-----------|----------|----------|------------|-------------|-------------|
| 2016 | AC | RR | 0 | 0 | 0.00 | 3 | 1 | 0 | 9.2 | 10 | 0 | 0 | 0 | 3 | 0 | 12 | 0 | 0 | 40 | 1.34 | 1.28 |
| 2016 | AC | SF | 0 | 1 | 0.84 | 2 | 2 | 0 | 10.2 | 5 | 3 | 1 | 0 | 5 | 0 | 7 | 3 | 0 | 45 | 0.94 | 3.77 |
| 2018 | LE | RR | 2 | 3 | 3.76 | 5 | 5 | 0 | 26.1 | 20 | 11 | 11 | 0 | 5 | 0 | 19 | 0 | 1 | 100 | 0.95 | 2.26 |
| 2019 | LE | RR | 0 | 1 | 3.00 | 2 | 2 | 0 | 9 | 9 | 3 | 3 | 2 | 2 | 0 | 3 | 1 | 1 | 37 | 1.22 | 6.37 |
| 2021 | GC | RR | 1 | 0 | 1.04 | 3 | 3 | 0 | 17.1 | 11 | 2 | 2 | 0 | 7 | 0 | 16 | 1 | 1 | 68 | 1.04 | 2.65 |
| 2021 | GC | SF | 1 | 0 | 3.00 | 1 | 1 | 0 | 6 | 4 | 2 | 2 | 0 | 4 | 0 | 3 | 0 | 0 | 26 | 1.33 | 4.11 |
| Totales | | | 4 | 5 | 2.16 | 16 | 14 | 0 | 79 | 59 | 21 | 19 | 2 | 26 | 0 | 60 | 5 | 3 | 316 | 1.08 | 2.99 |

CARRERA EN LA LIGA MEXICANA

| Season | League | Team | W | L | ERA | G | GS | SV | IP | H | R | ER | HR | HB | BB | SO | WHIP | AB | WP | BK | AVG |
|---------------|------------|------|----------|----------|-------------|-----------|-----------|----------|-------------|-----------|-----------|-----------|-----------|----------|-----------|-----------|-------------|------------|----------|----------|-------------|
| 2022 | IND | TIJ | 4 | 1 | 5.47 | 11 | 11 | 0 | 51.0 | 58 | 32 | 31 | 9 | 1 | 17 | 50 | 1.47 | 204 | 4 | 0 | .284 |
| 2023 | IND | SLT | 3 | 1 | 2.16 | 6 | 6 | 0 | 33.1 | 29 | 10 | 8 | 2 | 1 | 1 | 24 | 0.90 | 126 | 1 | 0 | .230 |
| Career | IND | | 7 | 2 | 4.16 | 17 | 17 | 0 | 84.1 | 87 | 42 | 39 | 11 | 2 | 18 | 74 | 1.25 | 330 | 5 | 0 | .264 |



CÉSAR VALDEZ

Edad: 38 años
Lugar de nacimiento: Santo Domingo, R.D.
Equipo en 2023: Salt Lake Bees (AAA, Angels)

TIGRES DEL LICEY

Lanza: Derecha
Estatura: 6'2
Peso: 200

SOBRE VALDEZ: Drafteado por el Licy en la séptima ronda (pick #40) del Sorteo de Novatos 2007. Jugador Más Valioso de la Serie Final 2016-17. Lanzador del Año en el 2019-20. Triple corona del pitcheo en el 2021-22. Jugador Más Valioso en el 2021-21, torneo en el que también fue elegido Lanzador del Año. Otra vez Lanzador del Año en el 2022-23.

TEMPORADA 2023 EN LA LIGA DOMINICANA

| Fecha | Oponente | G | W | L | SV | ERA | IP | H | R | ER | HR | BB | IBB | SO | WHIP | NP-S |
|----------------|------------------------|----------|----------|----------|----------|-------------|-------------|-----------|-----------|-----------|----------|----------|----------|-----------|-------------|----------------|
| 19/10/2023 | Leones del Escogido | 1 | 0 | 0 | 0 | .00 | 5.0 | 3 | 0 | 0 | 0 | 2 | 0 | 2 | 1.00 | 83-53 |
| 25/10/2023 | Toros del Este | 1 | 0 | 1 | 0 | 9.00 | 5.0 | 11 | 6 | 5 | 0 | 0 | 0 | 2 | 2.20 | 87-62 |
| 01/11/2023 | Toros del Este | 1 | 0 | 1 | 0 | 4.50 | 6.0 | 4 | 3 | 3 | 1 | 1 | 0 | 2 | .83 | 74-52 |
| 07/11/2023 | Estrellas Orientales | 1 | 0 | 1 | 0 | 3.60 | 5.0 | 7 | 2 | 2 | 0 | 1 | 0 | 3 | 1.60 | 68-49 |
| 15/11/2023 | Aguilas Cibaeñas | 1 | 0 | 1 | 0 | 4.50 | 6.0 | 8 | 3 | 3 | 0 | 1 | 0 | 5 | 1.50 | 76-51 |
| 22/11/2023 | Gigantes del Cibao | 1 | 0 | 0 | 0 | 3.60 | 5.0 | 7 | 2 | 2 | 0 | 0 | 0 | 3 | 1.40 | 57-45 |
| 29/11/2023 | @ Estrellas Orientales | 1 | 0 | 0 | 0 | 6.75 | 4.0 | 5 | 4 | 3 | 0 | 2 | 0 | 2 | 1.75 | 73-43 |
| Totales | | 7 | 0 | 4 | 0 | 4.50 | 36.0 | 45 | 20 | 18 | 1 | 7 | 0 | 19 | 1.44 | 518-355 |

CARRERA EN LA SERIE REGULAR EN LA LIGA DOMINICANA

| Año | Equipo | W | L | ERA | GP | GS | SV | IP | H | R | ER | HR | BB | IBB | SO | HBP | WP | BE | WHIP | FIP |
|----------------|--------|-----------|-----------|-------------|-----------|-----------|----------|------------|------------|------------|-----------|-----------|-----------|----------|------------|----------|----------|-------------|-------------|-------------|
| 2008 | TL | 0 | 0 | 7.20 | 4 | 0 | 0 | 5 | 7 | 4 | 4 | 2 | 2 | 0 | 9 | 0 | 0 | 24 | 1.80 | 6.60 |
| 2010 | TL | 3 | 2 | 4.31 | 9 | 8 | 0 | 39.2 | 40 | 21 | 19 | 1 | 12 | 0 | 23 | 2 | 0 | 170 | 1.31 | 3.51 |
| 2012 | TL | 0 | 0 | 3.38 | 5 | 0 | 0 | 8 | 7 | 3 | 3 | 2 | 0 | 0 | 9 | 0 | 1 | 32 | 0.88 | 4.20 |
| 2013 | TL | 0 | 0 | 6.00 | 2 | 0 | 0 | 3 | 3 | 2 | 2 | 1 | 0 | 0 | 2 | 0 | 0 | 12 | 1.00 | 5.87 |
| 2015 | TL | 2 | 2 | 2.52 | 5 | 5 | 0 | 25 | 20 | 8 | 7 | 1 | 4 | 0 | 33 | 1 | 2 | 99 | 0.96 | 1.48 |
| 2016 | TL | 2 | 5 | 3.67 | 10 | 8 | 0 | 41.2 | 43 | 22 | 17 | 2 | 7 | 0 | 27 | 1 | 1 | 172 | 1.20 | 2.73 |
| 2018 | TL | 3 | 0 | 1.63 | 15 | 0 | 0 | 27.2 | 20 | 6 | 5 | 0 | 3 | 1 | 29 | 0 | 0 | 104 | 0.83 | 1.36 |
| 2019 | TL | 4 | 1 | 1.11 | 7 | 6 | 0 | 40.2 | 31 | 7 | 5 | 1 | 4 | 0 | 40 | 0 | 1 | 156 | 0.86 | 1.80 |
| 2020 | TL | 0 | 0 | 0.00 | 1 | 0 | 0 | 1 | 0 | 0 | 0 | 0 | 0 | 0 | 1 | 0 | 0 | 0 | 0.00 | 0.76 |
| 2021 | TL | 5 | 1 | 1.58 | 8 | 8 | 0 | 45.2 | 36 | 12 | 8 | 1 | 6 | 0 | 46 | 1 | 2 | 178 | 0.92 | 1.84 |
| 2022 | TL | 6 | 0 | 1.51 | 9 | 9 | 0 | 53.2 | 46 | 12 | 9 | 1 | 15 | 3 | 37 | 2 | 0 | 218 | 1.14 | 2.62 |
| 2023 | TL | 0 | 4 | 4.50 | 7 | 7 | 0 | 36 | 45 | 20 | 18 | 1 | 7 | 0 | 19 | 0 | 0 | 155 | 1.44 | 3.28 |
| Totales | | 25 | 15 | 2.67 | 82 | 51 | 0 | 327 | 298 | 117 | 97 | 13 | 60 | 4 | 275 | 7 | 7 | 1320 | 1.09 | 2.45 |

CARRERA EN POSTemporada EN LA LIGA DOMINICANA

| Año | Equipo | Etapa | W | L | PCT | ERA | GP | GS | SV | IP | H | R | ER | HR | BB | SO | HBP | WP | WHIP | FIP |
|----------------|--------|-------|-----------|----------|-------------|-------------|-----------|-----------|----------|--------------|------------|-----------|-----------|----------|-----------|------------|----------|----------|-------------|-------------|
| 2010 | LE | RR | 0 | 1 | .000 | 2.00 | 2 | 2 | 0 | 9 | 10 | 5 | 2 | 0 | 2 | 6 | 0 | 0 | 1.33 | 2.61 |
| 2015 | TL | RR | 1 | 0 | 1.000 | 0.96 | 3 | 3 | 0 | 18.2 | 19 | 3 | 2 | 0 | 2 | 16 | 1 | 3 | 1.12 | 1.77 |
| 2015 | TL | SF | 0 | 0 | .000 | 9.00 | 1 | 1 | 0 | 4 | 5 | 4 | 4 | 1 | 2 | 4 | 0 | 0 | 1.75 | 5.75 |
| 2016 | TL | RR | 2 | 0 | 1.000 | 1.45 | 5 | 2 | 0 | 18.2 | 18 | 3 | 3 | 0 | 2 | 18 | 1 | 0 | 1.07 | 1.38 |
| 2016 | TL | SF | 2 | 0 | 1.000 | 0.00 | 2 | 2 | 0 | 11.1 | 5 | 0 | 0 | 0 | 2 | 9 | 0 | 1 | 0.62 | 1.77 |
| 2017 | TL | SF | 0 | 0 | .000 | 9.00 | 1 | 0 | 0 | 1 | 2 | 1 | 1 | 0 | 0 | 0 | 0 | 0 | 2.00 | 3.21 |
| 2017 | TL | RR | 0 | 0 | .000 | 0.00 | 2 | 0 | 0 | 2 | 2 | 0 | 0 | 0 | 0 | 3 | 0 | 0 | 1.00 | 0.21 |
| 2018 | TL | RR | 1 | 0 | 1.000 | 4.22 | 8 | 0 | 0 | 10.2 | 12 | 7 | 5 | 1 | 4 | 14 | 0 | 1 | 1.50 | 2.85 |
| 2019 | TL | SF | 0 | 0 | .000 | 1.35 | 1 | 1 | 0 | 6.2 | 3 | 2 | 1 | 1 | 2 | 12 | 0 | 0 | 0.75 | 2.40 |
| 2019 | TL | RR | 3 | 0 | 1.000 | 1.48 | 4 | 4 | 0 | 24.1 | 29 | 7 | 4 | 0 | 3 | 24 | 1 | 0 | 1.32 | 1.67 |
| 2020 | GC | SF | 1 | 0 | 1.000 | 1.80 | 1 | 1 | 0 | 5 | 2 | 1 | 1 | 1 | 1 | 3 | 0 | 0 | 0.60 | 4.76 |
| 2020 | GC | SM | 0 | 0 | .000 | 0.00 | 1 | 1 | 0 | 5 | 4 | 0 | 0 | 0 | 1 | 3 | 0 | 0 | 1.00 | 2.16 |
| 2021 | TL | RR | 1 | 1 | .500 | 2.03 | 2 | 2 | 0 | 13.1 | 10 | 3 | 3 | 1 | 3 | 13 | 2 | 1 | 0.98 | 3.26 |
| 2022 | TL | RR | 2 | 1 | .667 | 2.65 | 3 | 3 | 0 | 17 | 19 | 7 | 5 | 2 | 6 | 20 | 0 | 0 | 1.47 | 3.04 |
| 2022 | TL | SF | 0 | 1 | .000 | 9.00 | 1 | 1 | 0 | 4 | 7 | 4 | 4 | 1 | 1 | 2 | 0 | 0 | 2.00 | 5.81 |
| Totales | | | 13 | 4 | .765 | 2.09 | 37 | 23 | 0 | 150.2 | 147 | 47 | 35 | 8 | 31 | 147 | 5 | 6 | 1.18 | 2.46 |

RÉCORD BREAKDOWN SR


| | |
|-------------------------|---------|
| 2023-24 | 19-17 |
| En casa | 8-10 |
| En la ruta | 11-7 |
| Día | 2-8 |
| Noche | 17-9 |
| Octubre | 4-7 |
| Noviembre | 12-10 |
| Diciembre | 3-0 |
| Lunes | 2-3 |
| Martes | 6-0 |
| Miércoles | 2-1 |
| Jueves | 4-2 |
| Viernes | 3-3 |
| Sábado | 2-3 |
| Domingo | 0-5 |
| Anotan primero | 14-5 |
| Op. anota primero | 5-12 |
| Por una carrera | 0-5 |
| Por dos carreras | 7-2 |
| Por tres o más carreras | 12-10 |
| Anotan dos o menos | 1-5 |
| Anotan tres | 1-2 |
| Anotan cuatro o más | 17-10 |
| Abridores | 9-11 |
| Relevistas | 10-6 |
| Vs abridor derecho | 11-10 |
| Vs abridor zurdo | 8-7 |
| Luego de día libre | 4-0 |
| Extra innings | 0-1 |
| Arriba tras 7 innings | 18-1 |
| Arriba tras 8 innings | 19-0 |
| Empate tras 8 innings | 0-1 |
| Total de revisiones | 26 |
| Revisiones a favor | 12 |
| Revisiones en contra | 14 |
| Vs Licey | 3-2 |
| Vs Águilas | 5-1 |
| Vs Estrellas | 4-5 |
| Vs Toros | 3-5 |
| Vs Gigantes | 4-4 |
| Quisqueya | 9-11 |
| Cibao | 4-0 |
| Tetelo Vargas | 2-2 |
| Francisco A. Micheli | 2-2 |
| Julián Javier | 2-2 |
| Leones vs Tigres DPV | 491-484 |
| Leones vs Águilas DPV | 475-504 |
| Leones vs EO DPV | 498-463 |
| Leones vs Toros DPV | 213-195 |
| Leones vs GC DPV | 150-128 |
| Leones vs CS DPV | 30-31 |




SANDRO FABIÁN finalizó su participación con los Leones del Escogido por mandato de su organización, los Vigilantes de Texas. El jardinero participó en 17 encuentros, logrando 1 jonrón, 6 empujadas, 2 dobles y 11 anotadas.



GERSON BAUTISTA se mantiene disponible para lanzar hoy en días consecutivos. El derecho reapareció anoche con un sólido inning en blanco que incluyó un ponche.



ZAC ROSSCUP será el abridor de este viernes, en el encuentro en el que el Escogido volverá a enfrentar al Licey. El zurdo ha relevado en 13 encuentros y tiene efectividad de 1.13 y WHIP de 1.06 en 16.0 episodios.



DOMINGO TAPIA descansa hoy, tras relevar una entrada en blanco anoche frente a las Águilas. El derecho ha participado en cinco compromisos y tiene un WHIP de 1.00.



ENNY ROMERO volvió a tener ayer una salida sobresaliente para el Escogido, esta vez de 5.0 actos de 1 vuelta y 1 ponche ante las cuyayas. En sus últimas tres aperturas, totaliza 15.2 innings de 3 carreras limpias y 12 ponches, en el que ha sido su mejor tramo del torneo 2023-24.



Equipos con mejor AVG vs Licey:

Leones: .291
 Águilas: .278
 Toros: .273
 Gigantes: .256
 Estrellas: .230

Equipos con mejor efectividad ante Tigres:

Toros: 2.36
 Leones: 2.52
 Gigantes: 3.12
 Estrellas: 3.12
 Águilas: 6.65

Más carreras empujadas vs los azules:

Erik González: 8
 Franmil Reyes: 6
 Starlin Castro: 6
 Diego Hernández: 6

Lanzadores con más ponches vs Tigres:

Paolo Espino: 11
 Raul Valdés: 10
 Jefry Yan: 10
 Tyler Alexander: 9
 Edwin Uceta: 9

REFUERZOS DE LOS LEONES



SAM HUFF – RECEPTOR

6'4 / 240 libras / 25 años
 Equipo en 2023: Round Rock Express (AAA, Rangers)

| AB | R | H | HR | RBI | SB | AVG | OBP | OPS |
|-----|----|----|----|-----|----|------|------|------|
| 272 | 48 | 81 | 17 | 67 | 0 | .298 | .399 | .947 |



MICHAEL PAPIERSKI – CATCHER

6'2 / 224 libras / 27 años.
 Equipo en 2023: Toledo Mud Hens (AAA, Tigers)

| AB | R | H | HR | RBI | SB | AVG | OBP | OPS |
|-----|----|----|----|-----|----|------|------|------|
| 256 | 43 | 68 | 8 | 51 | 0 | .266 | .371 | .422 |



TYLER ALEXANDER – ABRIDOR ZURDO

6'1 / 180 libras / 32 años
 Equipo en 2023: Saraperos de Saltillo (Liga Mexicana de Béisbol)

| W | L | ERA | G | GS | SV | IP | SO | WHIP |
|---|---|------|---|----|----|------|----|------|
| 3 | 1 | 2.16 | 6 | 6 | 0 | 33.1 | 24 | 0.90 |

**TY BUTTREY – RELEVISTA DERECHO**

6'6 / 240 libras / 30 años

Equipo en 2023: Sugar Land Skeeters (AAA, Astros)

| W | L | ERA | G | GS | SV | IP | SO | WHIP |
|----|----|------|-----|----|----|-------|-----|------|
| 17 | 35 | 4.10 | 219 | 69 | 9 | 511.2 | 445 | 1.42 |

*Estadísticas de por vida en las Ligas Menores.

**TANNER MYATT – RELEVISTA DERECHO**

6'7 / 245 libras / 25 años

Equipo en 2023: Somerset Patriots (AA, Yankees)

| W | L | ERA | G | GS | SV | IP | SO | WHIP |
|---|---|------|----|----|----|------|----|------|
| 4 | 1 | 2.78 | 44 | 0 | 7 | 58.1 | 72 | 1.23 |

**CAMERON GANN – ABRIDOR/RELEVISTA DERECHO**

6'0 / 203 libras / 31 años

Equipo en 2023: Tigres de Quintana Roo (Liga Mexicana de Béisbol)

| W | L | ERA | G | GS | SV | IP | SO | WHIP |
|---|---|------|---|----|----|------|----|------|
| 3 | 2 | 3.18 | 6 | 6 | 0 | 34.0 | 27 | 1.50 |

**YOSVER ZULUETA – RELEVISTA DERECHO**

6'1 / 190 libras / 25 años.

Equipo en 2023: Buffalo Bisons (AAA, Blue Jays)

| W | L | ERA | G | GS | SV | IP | SO | WHIP |
|---|---|------|----|----|----|------|----|------|
| 4 | 4 | 4.08 | 45 | 7 | 0 | 64.0 | 73 | 1.53 |

**ZAC ROSSCUP – RELEVISTA ZURDO**

6'2 / 220 libras / 35 años

Equipo en 2023: Spire City Ghost Hounds (Atlantic League)

| W | L | ERA | G | GS | SV | IP | SO | WHIP |
|---|---|------|----|----|----|------|----|------|
| 4 | 4 | 3.31 | 22 | 10 | 7 | 70.2 | 84 | 1.47 |

**BRIAN MORAN – RELEVISTA ZURDO**

6'4 / 225 libras / 35 años

Equipo en 2023: Gwinnett Stripers (AAA, Braves)

| W | L | ERA | G | GS | SV | IP | SO | WHIP |
|---|---|------|----|----|----|------|----|------|
| 2 | 1 | 3.21 | 38 | 0 | 2 | 47.2 | 58 | 1.28 |

Entre lanzamientos:

Entre Lanzamientos (0:20 segundos con o sin corredores en base.)

El receptor deberá estar en la caja del receptor con al menos 0:10 segundos.

El bateador deberá tener ambos pies en la caja del bateador y alerta al lanzador cuando el reloj muestre 0:09 segundos.

El lanzador deberá comenzar su envío al bateador antes de que expire el reloj de lanzamiento (0:00 segundos).

Entre lanzamientos, bola viva y en juego, reloj reinicia (0:20 segundos) con el bateador y receptor en círculo de tierra del home plate y lanzador en posesión de la bola.

Entre lanzamientos, bola muerta, reloj reinicia (0:20 segundos) con el bateador y receptor en círculo de tierra del home plate.

Entre lanzamientos, si el bateador pide tiempo, el reloj se detiene y se reinicia inmediatamente a 0:20 segundos.

Foul entre lanzamientos, el reloj reinicia (0:20 segundos) cuando los jugadores regresen a sus posiciones y los corredores regresen a sus bases, bateador y receptor en el círculo de tierra del home plate y el lanzador con la bola en la loma.

Entre Bateadores - (0:40 segundos)

Un bateador puede pedir tiempo antes del comienzo de su turno solo si está en el círculo de tierra del home plate.

Luego de una jugada el reloj reinicia (0:40 segundos) cuando el árbitro canta la jugada y toda acción termina.

En batazo al out field el reloj reinicia (0:40 segundos) cuando la bola regresa al infield.

En doble del bateador, si este tiene equipo protector, el reloj reinicia (0:40 segundos) cuando el bateador entrega el equipo protector al coach o al batboy.

En jugada donde el lanzador cubre la primera base el reloj reinicia (0:40 segundos) cuando el lanzador regrese a la grama del cuadro interior.

En jugada donde el lanzador termina en territorio "foul" el reloj reinicia (0:40 segundos) cuando el lanzador regrese a territorio "fair".

Entre Entradas - (3:00 minutos)

- 1- Al concluir los 3:00 minutos entre entradas el reloj reinicia a 0:20 segundos.

Visitas al montículo.

El reloj comienza (0:30 segundos) cuando el coach o manager sale del dogout.

Si el reloj marca más de 0:20 segundos el reloj se reinicia a 0:30 segundos.

Si el reloj marca menos de 0:20 segundos el reloj no reinicia.

Luego de una visita al montículo el reloj reinicia (0:20 segundos) cuando el bateador y el receptor estén en el círculo de tierra del home plate y el lanzador este en la loma de lanzar.

Cambio de Lanzador - (3:00 minutos)

En el cambio de lanzadores entre entradas el reloj comienza (3:00 minutos) al momento que termina la entrada.

En el cambio de lanzadores durante el desarrollo de una entrada el reloj comienza (3:00 minutos) al momento que el lanzador relevista sale del bullpen.

Al concluir los 3:00 minutos del cambio del lanzador, el reloj reinicia a 0:20 segundos.

Revisiones:

Al concluir una jugada el mánager tendrá 0:40 segundos para solicitar la revisión, cuando la jugada sea entre bateadores o entre lanzamientos.

Si el mánager solicita la revisión, una vez concluida la misma el reloj se reinicia en 0:20 segundos cuando los fildeadores y corredores estén en posición, el bateador y el receptor en el círculo de tierra del home plate y el lanzador en la loma de lanzar.

Reviradas y desconecte de la goma de lanzar:

Si el lanzador se desconecta de la goma de lanzar sin corredores en bases, el reloj no se detendrá.

Si el lanzador se desconecta de la goma con corredores en base, el reloj se detendrá y reiniciará en 0:20 segundos.

Con corredores en base el lanzador podrá realizar dos reviradas o desconecte de la goma por cada turno al bate. Si un lanzador realiza una tercera revirada o desconexión en la cual los corredores regresan safe a sus bases originales, se le cargará un balk al lanzador. Si se registra un out sobre cualquier corredor no se le cargará un balk al lanzador. Si al menos un corredor avanza una base no se le cargará un balk al lanzador.


En el caso de un avance de al menos un corredor o que se registre un out sobre un corredor el lanzador volverá a tener dos (02) reviradas.



CALENDARIO LEONES

NOVIEMBRE

DICIEMBRE

| | |
|---|---|
|  20 7:00 PM |  21 7:15 PM |
|  22 7:30 PM | 23 LIBRE |
|  24 7:30 PM |  25 2:30 PM |
|  26 5:00 PM | 27 LIBRE |
|  28 7:15 PM |  29 7:15 PM |
|  30 7:30 PM | |

| | | | |
|---|--|--|---|
|  1 7:00 PM | 2 LIBRE | 3 LIBRE |  4 7:15 PM |
|  5 7:15 PM |  6 7:30 PM |  7 7:15 PM |  8 7:30 PM |
| 9 LIBRE |  10 4:00 PM | 11 LIBRE |  12 7:30 PM |
|  13 7:30 PM | 14 LIBRE | DOBLE JUEGO  15 3:00 PM / 7:15 PM |  16 6:00 PM |
|  17 4:00 PM | 18 LIBRE |  19 7:00 PM |  20 7:15 PM |
|  21 7:30 PM |  22 7:15 PM | | |

LOCAL

VISITANTE

LIBRE

LIDERATOS HISTÓRICOS DEL ESCOGIDO

| Jugador | AVG* |
|-------------------|------|
| Mateo Rojas Alou | .327 |
| Felipe Rojas Alou | .310 |
| Jesús Rojas Alou | .300 |
| Juan Melo | .297 |
| José Vizcaíno | .297 |
| Junior Félix | .296 |
| Mario Guerrero | .294 |
| Carmelo Castillo | .285 |
| Juan Samuel | .283 |
| Tito Fuentes | .282 |

| Jugador | OBP |
|-------------------|------|
| Mateo Rojas Alou | .384 |
| Junior Félix | .381 |
| Felipe Rojas Alou | .378 |
| Luis Muñoz | .358 |
| Wilson Betemit | .357 |
| Nelson Liriano | .356 |
| Carmelo Castillo | .355 |
| David Ortiz | .349 |
| José Saint Claire | .341 |
| Abraham A Núñez | .341 |

| Jugador | SLG |
|-------------------|------|
| David Ortiz | .444 |
| Juan Samuel | .430 |
| Felipe Rojas Alou | .429 |
| Carmelo Castillo | .420 |
| Junior Félix | .416 |
| Mateo Rojas Alou | .415 |
| Wilson Betemit | .405 |
| Ricardo Joseph | .398 |
| Jesús Rojas Alou | .382 |
| Rufino Linares | .381 |

| Jugador | OPS |
|-------------------|------|
| Felipe Rojas Alou | .807 |
| Mateo Rojas Alou | .799 |
| Junior Félix | .797 |
| David Ortiz | .793 |
| Carmelo Castillo | .776 |
| Juan Samuel | .764 |
| Wilson Betemit | .762 |
| Ricardo Joseph | .732 |
| Rufino Linares | .718 |
| José Saint Claire | .714 |

* Bateo con un mínimo de 700 apariciones.

| Jugador | CA |
|--------------------|-----|
| Mateo Rojas Alou | 332 |
| Felipe Rojas Alou | 284 |
| Jesús Rojas Alou | 190 |
| José Moreno | 173 |
| Nelson Liriano | 161 |
| Junior Noboa | 149 |
| Gerónimo Berroa | 144 |
| Luis De Los Santos | 141 |
| Ricardo Joseph | 137 |
| Mario Guerrero | 131 |

| Jugador | CE |
|--------------------|-----|
| Felipe Rojas Alou | 260 |
| Mateo Rojas Alou | 199 |
| Jesús Rojas Alou | 182 |
| Rufino Linares | 172 |
| Gerónimo Berroa | 166 |
| Ricardo Joseph | 164 |
| David Ortiz | 164 |
| José Moreno | 162 |
| Federico Velázquez | 162 |
| Luis De Los Santos | 159 |

| Jugador | BR |
|-------------------|-----|
| Mateo Rojas Alou | 101 |
| Freddy Guzmán | 92 |
| Felipe Rojas Alou | 86 |
| José Moreno | 85 |
| Juan Samuel | 65 |
| Nelson Liriano | 59 |
| Eury Pérez | 50 |
| Carmelo Castillo | 46 |
| Carlos Gómez | 43 |
| Sammy Sosa | 42 |

| Jugador | BB |
|-------------------|-----|
| Felipe Rojas Alou | 196 |
| Mateo Rojas Alou | 188 |
| Nelson Liriano | 160 |
| José Moreno | 143 |
| Gerónimo Berroa | 140 |
| Abraham A Núñez | 135 |
| Ricardo Joseph | 130 |
| Luis Muñoz | 119 |
| Rufino Linares | 109 |
| Wilson Betemit | 102 |

| Jugador | H |
|--------------------|-----|
| Mateo Rojas Alou | 689 |
| Felipe Rojas Alou | 581 |
| Jesús Rojas Alou | 505 |
| Mario Guerrero | 352 |
| Luis De Los Santos | 345 |
| Federico Velázquez | 339 |
| Junior Noboa | 329 |
| José Moreno | 326 |
| Ricardo Joseph | 311 |
| Gerónimo Berroa | 303 |

| Jugador | 2B |
|--------------------|----|
| Mateo Rojas Alou | 90 |
| Felipe Rojas Alou | 87 |
| Jesús Rojas Alou | 79 |
| Gerónimo Berroa | 71 |
| David Ortiz | 67 |
| José Moreno | 65 |
| Luis De Los Santos | 59 |
| Carmelo Castillo | 53 |
| Mario Guerrero | 52 |
| Tito Fuentes | 44 |

| Jugador | 3B |
|-------------------|----|
| Mateo Rojas Alou | 27 |
| Felipe Rojas Alou | 22 |
| Ricardo Joseph | 18 |
| Jesús Rojas Alou | 17 |
| Juan Samuel | 17 |
| Osvaldo Virgil | 14 |
| Tito Fuentes | 13 |
| Raúl Mondesi | 12 |
| Junior Noboa | 12 |
| Carmelo Castillo | 11 |

| Jugador | HR |
|--------------------|----|
| Felipe Rojas Alou | 31 |
| Ricardo Joseph | 29 |
| David Ortiz | 24 |
| Rubén Mateo | 23 |
| Wilson Betemit | 20 |
| Federico Velázquez | 20 |
| Gerónimo Berroa | 19 |
| Rufino Linares | 19 |
| José Moreno | 19 |
| Robert Thurman | 18 |

| Jugador | JG |
|-----------------|----|
| Danilo Rivas | 51 |
| Juan Marichal | 36 |
| George Sackey | 34 |
| Mickey Mahler | 33 |
| Mario Soto | 28 |
| José Núñez | 27 |
| Joaquin Andújar | 25 |
| Fred Kipp | 22 |
| Stan Williams | 22 |
| Jay Ritchie | 21 |

| Jugador | PCT |
|-----------------|------|
| Mickey Mahler | .702 |
| Mario Soto | .622 |
| Juan Marichal | .621 |
| George Sackey | .618 |
| Danilo Rivas | .586 |
| Stan Williams | .550 |
| José Núñez | .540 |
| Joaquin Andújar | .500 |

| Jugador | ERA |
|------------------|------|
| Fred Kipp | 1.75 |
| Juan Marichal | 1.87 |
| Johnny Wright | 1.90 |
| Mario Brito | 2.14 |
| Jay Ritchie | 2.29 |
| Luis Arroyo | 2.32 |
| Stan Williams | 2.37 |
| Mario Soto | 2.48 |
| José Lima | 2.56 |
| Luis Encarnación | 2.65 |

| Player | WHIP |
|---------------|------|
| Juan Marichal | 1.04 |
| José Lima | 1.05 |
| Fred Kipp | 1.05 |
| Jay Ritchie | 1.06 |
| Johnny Wright | 1.12 |
| Luis Arroyo | 1.15 |
| Mario Brito | 1.16 |
| Mario Soto | 1.17 |
| Jesús Sánchez | 1.18 |
| José Núñez | 1.18 |

* Pitcheo con un mínimo de 143 apariciones.

| Jugador | IP |
|-----------------|-------|
| Danilo Rivas | 717 |
| Juan Marichal | 557.1 |
| George Sackey | 541 |
| Joaquin Andújar | 490.2 |
| José Núñez | 469.1 |
| Mickey Mahler | 446 |
| Mario Soto | 402.1 |
| Nerio Rodríguez | 361.2 |
| Jay Ritchie | 358 |
| Silvio Martínez | 348.2 |

| Jugador | JI |
|-----------------|----|
| Danilo Rivas | 89 |
| Joaquin Andújar | 69 |
| José Núñez | 69 |
| Nerio Rodríguez | 67 |
| Mickey Mahler | 66 |
| Juan Marichal | 63 |
| Edward Valdez | 63 |
| Silvio Martínez | 52 |
| George Sackey | 52 |
| Julio Santana | 48 |

| Jugador | CG |
|-----------------|----|
| Juan Marichal | 32 |
| Danilo Rivas | 30 |
| Jay Ritchie | 22 |
| Stan Williams | 19 |
| Fred Kipp | 18 |
| Joaquin Andújar | 16 |
| Mickey Mahler | 15 |
| Luis Arroyo | 13 |
| George Sackey | 12 |
| Pete Burnside | 11 |

| Jugador | SHO |
|-----------------|-----|
| Juan Marichal | 8 |
| Fred Kipp | 7 |
| Danilo Rivas | 6 |
| Jay Ritchie | 5 |
| Stan Williams | 5 |
| Luis Arroyo | 4 |
| Mickey Mahler | 4 |
| Silvio Martínez | 4 |
| Mike McLaughlin | 3 |
| Roberto Vargas | 3 |

| Jugador | BE |
|-----------------|------|
| Danilo Rivas | 3071 |
| George Sackey | 2293 |
| Juan Marichal | 2236 |
| Joaquin Andújar | 2105 |
| José Núñez | 1907 |
| Mickey Mahler | 1837 |
| Mario Soto | 1654 |
| Nerio Rodríguez | 1509 |
| Edward Valdez | 1460 |

| Jugador | SV |
|------------------|----|
| Luis Encarnación | 36 |
| Mario Brito | 30 |
| Steve Ratzler | 25 |
| Alberto Reyes | 22 |
| José Veras | 21 |
| José Cabrera | 19 |
| José Sosa | 17 |
| Raúl Ferreyra | 14 |
| Mario Soto | 14 |

| Jugador | K |
|-----------------|-----|
| Danilo Rivas | 469 |
| Juan Marichal | 412 |
| José Núñez | 353 |
| Mario Soto | 306 |
| Mickey Mahler | 270 |
| Nerio Rodríguez | 265 |
| Edward Valdez | 262 |
| Stan Williams | 234 |
| George Sackey | 221 |

ESTADÍSTICAS CORTESÍA DE:

LIDOM





| BATEADOR | AVG | OBP | SLG | OPS | G | AB | R | H | TB | 2B | 3B | HR | RBI | BB | IBB | SO | LOB | HBP | SH | SF | SB | CS | DP |
|--------------------|-------------|-------------|-------------|-------------|------------|-------------|------------|------------|------------|-----------|-----------|-----------|------------|------------|----------|------------|------------|----------|----------|-----------|-----------|-----------|-----------|
| Jimmy Paredes | .111 | .273 | .111 | .384 | 9 | 9 | 1 | 1 | 1 | 0 | 0 | 0 | 0 | 2 | 0 | 2 | 4 | 0 | 0 | 0 | 0 | 0 | 0 |
| Abraham Almonte | .192 | .382 | .346 | .729 | 9 | 26 | 2 | 5 | 9 | 1 | 0 | 1 | 2 | 8 | 0 | 6 | 12 | 0 | 0 | 0 | 2 | 0 | 0 |
| Junior Lake | .272 | .358 | .404 | .763 | 35 | 136 | 22 | 37 | 55 | 6 | 0 | 4 | 17 | 18 | 0 | 28 | 54 | 2 | 0 | 3 | 6 | 4 | 1 |
| Yeison Asencio | .500 | .500 | .500 | 1.000 | 2 | 4 | 0 | 2 | 2 | 0 | 0 | 0 | 1 | 0 | 0 | 1 | 3 | 0 | 0 | 0 | 0 | 0 | 0 |
| Jose Ramirez | .222 | .371 | .370 | .742 | 8 | 27 | 9 | 6 | 10 | 1 | 0 | 1 | 5 | 7 | 0 | 2 | 9 | 0 | 0 | 1 | 3 | 0 | 0 |
| Orlando Calixte | .214 | .267 | .214 | .481 | 5 | 14 | 3 | 3 | 3 | 0 | 0 | 0 | 0 | 1 | 0 | 4 | 11 | 0 | 0 | 0 | 1 | 0 | 0 |
| Erik Gonzalez | .336 | .387 | .480 | .867 | 35 | 125 | 20 | 42 | 60 | 9 | 3 | 1 | 21 | 11 | 1 | 20 | 59 | 0 | 0 | 1 | 7 | 3 | 2 |
| Elier Hernández | .283 | .400 | .435 | .835 | 16 | 46 | 7 | 13 | 20 | 1 | 0 | 2 | 9 | 8 | 0 | 11 | 19 | 1 | 0 | 0 | 1 | 0 | 1 |
| Franmil Reyes | .305 | .366 | .563 | .929 | 34 | 128 | 26 | 39 | 72 | 9 | 0 | 8 | 31 | 13 | 1 | 37 | 59 | 0 | 0 | 1 | 1 | 1 | 3 |
| Wendell Rijo | .286 | .444 | .429 | .873 | 10 | 21 | 2 | 6 | 9 | 3 | 0 | 0 | 7 | 5 | 0 | 5 | 5 | 1 | 1 | 0 | 1 | 0 | 0 |
| Deivy Grullon | .200 | .200 | .400 | .600 | 2 | 5 | 0 | 1 | 2 | 1 | 0 | 0 | 0 | 0 | 0 | 2 | 4 | 0 | 0 | 0 | 0 | 0 | 0 |
| José Marmolejos | .220 | .352 | .356 | .708 | 24 | 59 | 7 | 13 | 21 | 5 | 0 | 1 | 4 | 11 | 0 | 15 | 32 | 1 | 0 | 0 | 0 | 0 | 1 |
| Sandber Pimentel | .000 | .000 | .000 | .000 | 4 | 4 | 0 | 0 | 0 | 0 | 0 | 0 | 0 | 0 | 0 | 2 | 4 | 0 | 0 | 0 | 0 | 0 | 0 |
| Sandro Fabián | .212 | .236 | .308 | .544 | 17 | 52 | 11 | 11 | 16 | 2 | 0 | 1 | 6 | 2 | 0 | 8 | 26 | 0 | 0 | 1 | 0 | 0 | 1 |
| Joseph Rosa | .300 | .462 | .300 | .762 | 7 | 10 | 1 | 3 | 3 | 0 | 0 | 0 | 1 | 3 | 0 | 4 | 5 | 0 | 0 | 0 | 0 | 0 | 0 |
| Jonathan Guzman | .238 | .261 | .429 | .689 | 10 | 21 | 1 | 5 | 9 | 4 | 0 | 0 | 2 | 1 | 0 | 1 | 18 | 0 | 0 | 1 | 0 | 1 | 0 |
| Otto López | .319 | .351 | .493 | .844 | 18 | 69 | 13 | 22 | 34 | 5 | 2 | 1 | 11 | 4 | 0 | 8 | 27 | 0 | 0 | 1 | 2 | 0 | 0 |
| Aderlin Rodriguez | .225 | .289 | .475 | .764 | 12 | 40 | 5 | 9 | 19 | 1 | 0 | 3 | 9 | 4 | 0 | 12 | 13 | 0 | 0 | 1 | 0 | 0 | 1 |
| Marco Luciano | .163 | .328 | .245 | .573 | 18 | 49 | 8 | 8 | 12 | 1 | 0 | 1 | 4 | 12 | 0 | 18 | 23 | 0 | 0 | 0 | 0 | 0 | 0 |
| Steward Berroa | .167 | .167 | .167 | .333 | 19 | 12 | 6 | 2 | 2 | 0 | 0 | 0 | 0 | 0 | 0 | 5 | 6 | 0 | 0 | 0 | 4 | 0 | 0 |
| Francisco Urbaez | .000 | .154 | .000 | .154 | 6 | 11 | 1 | 0 | 0 | 0 | 0 | 0 | 0 | 2 | 0 | 5 | 11 | 0 | 0 | 0 | 1 | 0 | 0 |
| Pedro Severino | .150 | .217 | .150 | .367 | 8 | 20 | 2 | 3 | 3 | 0 | 0 | 0 | 2 | 2 | 0 | 3 | 13 | 0 | 0 | 1 | 0 | 0 | 0 |
| Freuddy Batista | .250 | .333 | .417 | .750 | 12 | 24 | 3 | 6 | 10 | 4 | 0 | 0 | 3 | 2 | 0 | 5 | 12 | 1 | 0 | 0 | 0 | 0 | 0 |
| Luis De Los Santos | .000 | .000 | .000 | .000 | 1 | 1 | 0 | 0 | 0 | 0 | 0 | 0 | 0 | 0 | 0 | 1 | 1 | 0 | 0 | 0 | 0 | 0 | 0 |
| Jesus Sucre | .263 | .300 | .316 | .616 | 7 | 19 | 1 | 5 | 6 | 1 | 0 | 0 | 3 | 1 | 0 | 2 | 12 | 0 | 2 | 0 | 0 | 0 | 1 |
| Blaine Crim | .196 | .324 | .339 | .663 | 22 | 56 | 9 | 11 | 19 | 2 | 0 | 2 | 8 | 11 | 0 | 21 | 34 | 0 | 0 | 1 | 0 | 0 | 3 |
| Junior Caminero | .333 | .362 | .575 | .936 | 21 | 87 | 10 | 29 | 50 | 6 | 0 | 5 | 15 | 4 | 0 | 19 | 34 | 1 | 0 | 2 | 2 | 1 | 1 |
| Hector Rodríguez | .324 | .348 | .500 | .848 | 29 | 108 | 16 | 35 | 54 | 8 | 4 | 1 | 9 | 3 | 0 | 17 | 48 | 1 | 0 | 0 | 2 | 3 | 3 |
| Michael Papierski | .212 | .490 | .424 | .914 | 15 | 33 | 3 | 7 | 14 | 2 | 1 | 1 | 5 | 17 | 0 | 8 | 23 | 1 | 0 | 0 | 1 | 1 | 0 |
| Josh H. Smith | .222 | .333 | .222 | .556 | 5 | 18 | 1 | 4 | 4 | 0 | 0 | 0 | 0 | 3 | 0 | 5 | 11 | 0 | 0 | 0 | 2 | 0 | 1 |
| Sam Huff | .000 | .500 | .000 | .500 | 1 | 2 | 1 | 0 | 0 | 0 | 0 | 0 | 0 | 2 | 0 | 1 | 0 | 0 | 0 | 0 | 0 | 0 | 0 |
| Total | .265 | .349 | .420 | .769 | 361 | 1236 | 191 | 328 | 519 | 72 | 10 | 33 | 175 | 157 | 2 | 278 | 269 | 9 | 3 | 14 | 36 | 14 | 19 |



| LANZADORES | W | L | PCT | ERA | AVG | G | GS | GF | GC | SHO | SV | IP | BFP | R | ER | H | 2B | 3B | HR | BB | IBB | SO | HBP | WP | B | SH | SF | WHIP |
|--------------------|-----------|-----------|-------------|-------------|-------------|-----------|-----------|-----------|----------|----------|----------|--------------|--------------|------------|------------|------------|-----------|-----------|-----------|------------|----------|------------|-----------|-----------|----------|----------|-----------|-------------|
| Jenrry Mejía | 0 | 0 | .000 | 0.00 | 1.000 | 1 | 0 | 0 | 0 | 0 | 0 | 0.1 | 2 | 0 | 0 | 1 | 0 | 0 | 0 | 1 | 0 | 0 | 0 | 0 | 0 | 0 | 0 | 6.01 |
| Rhiner Cruz | 0 | 0 | .000 | 26.99 | .000 | 1 | 0 | 0 | 0 | 0 | 0 | 0.2 | 8 | 4 | 2 | 4 | 0 | 0 | 0 | 2 | 0 | 0 | 0 | 1 | 0 | 0 | 1 | 9.00 |
| Jeurys Familia | 0 | 1 | .000 | 3.00 | .000 | 3 | 0 | 0 | 0 | 0 | 0 | 3.0 | 11 | 1 | 1 | 3 | 1 | 0 | 0 | 0 | 0 | 3 | 0 | 0 | 0 | 0 | 0 | 1.00 |
| Domingo Tapia | 0 | 0 | .000 | 4.50 | .000 | 5 | 0 | 2 | 0 | 0 | 0 | 4.0 | 18 | 2 | 2 | 4 | 2 | 0 | 0 | 0 | 0 | 3 | 1 | 0 | 0 | 0 | 0 | 1.00 |
| Alexander Colome | 0 | 0 | .000 | 3.00 | .000 | 13 | 0 | 2 | 0 | 0 | 0 | 12.0 | 50 | 4 | 4 | 8 | 2 | 0 | 0 | 4 | 1 | 7 | 1 | 2 | 1 | 1 | 0 | 1.00 |
| Carlos Martínez | 0 | 2 | .000 | 4.76 | .000 | 5 | 5 | 0 | 0 | 0 | 0 | 17.0 | 79 | 14 | 9 | 22 | 1 | 2 | 1 | 6 | 0 | 13 | 1 | 3 | 0 | 1 | 1 | 1.65 |
| Jimmy Cordero | 0 | 0 | .000 | 2.13 | .000 | 13 | 0 | 10 | 0 | 0 | 6 | 12.2 | 52 | 3 | 3 | 11 | 0 | 0 | 0 | 4 | 0 | 11 | 0 | 0 | 1 | 0 | 0 | 1.18 |
| Gerson Bautista | 1 | 0 | .000 | 6.00 | .000 | 9 | 0 | 1 | 0 | 0 | 1 | 6.0 | 34 | 6 | 4 | 9 | 0 | 1 | 0 | 7 | 0 | 2 | 0 | 1 | 0 | 0 | 0 | 2.67 |
| Jesus Liranzo | 0 | 0 | .000 | 5.87 | .000 | 10 | 0 | 1 | 0 | 0 | 0 | 7.2 | 41 | 6 | 5 | 15 | 1 | 0 | 1 | 3 | 0 | 7 | 0 | 3 | 0 | 0 | 2 | 2.35 |
| Cesilio Pimentel | 1 | 0 | .000 | 1.17 | .000 | 9 | 0 | 4 | 0 | 0 | 0 | 7.2 | 31 | 3 | 1 | 4 | 0 | 0 | 0 | 2 | 0 | 6 | 0 | 2 | 0 | 1 | 0 | 0.78 |
| Emmanuel Ramírez | 3 | 0 | .000 | 0.42 | .000 | 16 | 0 | 0 | 0 | 0 | 0 | 21.1 | 67 | 1 | 1 | 3 | 0 | 0 | 0 | 4 | 0 | 19 | 1 | 3 | 0 | 0 | 0 | 0.33 |
| Enoli Paredes | 0 | 0 | .000 | 7.36 | .000 | 7 | 0 | 0 | 0 | 0 | 0 | 7.1 | 36 | 6 | 6 | 7 | 0 | 0 | 1 | 5 | 0 | 4 | 3 | 0 | 0 | 0 | 0 | 1.64 |
| Jasseel De La Cruz | 0 | 0 | .000 | 0.00 | .000 | 3 | 0 | 0 | 0 | 0 | 0 | 4.1 | 19 | 0 | 0 | 3 | 0 | 0 | 0 | 3 | 0 | 5 | 0 | 0 | 0 | 0 | 0 | 1.38 |
| Francisco Pérez | 0 | 0 | .000 | 0.00 | .000 | 2 | 0 | 1 | 0 | 0 | 0 | 2.0 | 9 | 1 | 0 | 2 | 0 | 0 | 0 | 0 | 0 | 3 | 0 | 1 | 0 | 0 | 0 | 1.00 |
| Aneurys Zabala | 1 | 0 | .000 | 2.08 | .000 | 9 | 0 | 3 | 0 | 0 | 1 | 8.2 | 36 | 2 | 2 | 7 | 0 | 2 | 0 | 4 | 0 | 9 | 0 | 2 | 0 | 0 | 0 | 1.27 |
| Victor Santos | 3 | 0 | .000 | 2.96 | .000 | 7 | 5 | 0 | 0 | 0 | 0 | 27.1 | 116 | 9 | 9 | 29 | 4 | 1 | 1 | 6 | 0 | 23 | 1 | 2 | 1 | 0 | 0 | 1.28 |
| Jose Dominguez | 0 | 0 | .000 | 0.00 | .000 | 2 | 0 | 1 | 0 | 0 | 0 | 0.1 | 5 | 0 | 0 | 0 | 0 | 0 | 0 | 3 | 0 | 0 | 1 | 0 | 0 | 0 | 0 | 9.01 |
| Enny Romero | 3 | 1 | .000 | 3.82 | .000 | 7 | 7 | 0 | 0 | 0 | 0 | 30.2 | 129 | 16 | 13 | 36 | 5 | 1 | 2 | 2 | 0 | 22 | 0 | 0 | 0 | 0 | 0 | 1.24 |
| Cristopher Molina | 0 | 1 | .000 | 8.10 | .000 | 4 | 2 | 0 | 0 | 0 | 0 | 10.0 | 52 | 13 | 9 | 14 | 2 | 1 | 1 | 8 | 0 | 5 | 0 | 0 | 0 | 0 | 0 | 2.20 |
| Steven Cruz | 1 | 1 | .000 | 0.00 | .000 | 6 | 0 | 1 | 0 | 0 | 0 | 5.0 | 30 | 6 | 0 | 7 | 0 | 0 | 0 | 6 | 0 | 7 | 1 | 3 | 0 | 0 | 1 | 2.60 |
| Carlos García | 0 | 0 | .000 | 4.50 | .000 | 3 | 0 | 1 | 0 | 0 | 0 | 2.0 | 12 | 4 | 1 | 2 | 0 | 0 | 0 | 2 | 0 | 1 | 1 | 0 | 0 | 0 | 1 | 2.00 |
| Lisandro Santos | 0 | 0 | .000 | 10.80 | .000 | 2 | 0 | 0 | 0 | 0 | 0 | 1.2 | 9 | 2 | 2 | 2 | 1 | 0 | 0 | 1 | 0 | 2 | 1 | 0 | 0 | 0 | 0 | 1.80 |
| Brian Moran | 0 | 1 | .000 | 1.04 | .000 | 10 | 0 | 0 | 0 | 0 | 0 | 8.2 | 35 | 1 | 1 | 7 | 1 | 0 | 0 | 2 | 0 | 11 | 0 | 1 | 0 | 0 | 0 | 1.04 |
| Zac Rosscup | 2 | 1 | .000 | 1.13 | .000 | 13 | 0 | 1 | 0 | 0 | 0 | 16.0 | 65 | 4 | 2 | 9 | 0 | 0 | 1 | 8 | 1 | 15 | 2 | 0 | 0 | 0 | 0 | 1.06 |
| Cameron Gann | 0 | 0 | .000 | 8.68 | .000 | 3 | 2 | 0 | 0 | 0 | 0 | 9.1 | 47 | 9 | 9 | 11 | 1 | 2 | 0 | 7 | 0 | 10 | 0 | 1 | 1 | 0 | 2 | 1.93 |
| David Parkinson | 1 | 1 | .000 | 4.40 | .000 | 4 | 3 | 0 | 0 | 0 | 0 | 14.1 | 65 | 9 | 7 | 15 | 3 | 1 | 0 | 5 | 0 | 11 | 0 | 1 | 0 | 1 | 2 | 1.40 |
| Tanner Myatt | 0 | 1 | .000 | 1.86 | .000 | 11 | 0 | 3 | 0 | 0 | 0 | 9.2 | 42 | 2 | 2 | 5 | 2 | 0 | 0 | 5 | 0 | 9 | 1 | 2 | 0 | 1 | 0 | 1.03 |
| Tyler Alexander | 2 | 3 | .000 | 4.22 | .000 | 7 | 7 | 0 | 0 | 0 | 0 | 32.0 | 130 | 16 | 15 | 33 | 4 | 0 | 3 | 7 | 0 | 27 | 0 | 2 | 0 | 0 | 0 | 1.25 |
| Ty Buttrey | 0 | 3 | .000 | 7.71 | .000 | 12 | 0 | 4 | 0 | 0 | 0 | 11.2 | 50 | 11 | 10 | 11 | 2 | 1 | 1 | 3 | 0 | 12 | 0 | 1 | 2 | 0 | 1 | 1.20 |
| Daniel Lynch | 1 | 1 | .000 | 2.66 | .000 | 5 | 5 | 0 | 0 | 0 | 0 | 20.1 | 77 | 6 | 6 | 7 | 1 | 0 | 1 | 13 | 0 | 23 | 0 | 0 | 0 | 0 | 1 | 0.98 |
| Yosver Zulueta | 0 | 0 | .000 | 0.00 | .000 | 4 | 0 | 1 | 0 | 0 | 0 | 4.2 | 17 | 0 | 0 | 2 | 0 | 0 | 0 | 2 | 0 | 8 | 0 | 0 | 1 | 0 | 0 | 0.86 |
| Total | 19 | 17 | .000 | 3.56 | .241 | 36 | 36 | 36 | 0 | 0 | 8 | 318.1 | 1,374 | 161 | 126 | 293 | 33 | 12 | 13 | 125 | 2 | 278 | 15 | 31 | 7 | 5 | 12 | 1.31 |



| FILDEO | G | INN | TC | PO | A | E | DP | PB | SB | CS | PICK | PCT |
|--------------------|----|-----|-----|-----|-----|---|----|----|----|----|------|-------|
| Jenry Mejía | 1 | 0 | 0 | 0 | 0 | 0 | 0 | 0 | 0 | 0 | 0 | .000 |
| Rhiner Cruz | 1 | 0 | 0 | 0 | 0 | 0 | 0 | 0 | 0 | 0 | 0 | .000 |
| Jeurys Familia | 3 | 3 | 0 | 0 | 0 | 0 | 0 | 0 | 0 | 0 | 0 | .000 |
| Jimmy Paredes | 9 | 6 | 1 | 1 | 0 | 0 | 0 | 0 | 0 | 0 | 0 | 1.000 |
| Domingo Tapia | 5 | 4 | 0 | 0 | 0 | 0 | 0 | 0 | 0 | 0 | 0 | .000 |
| Alexander Colome | 13 | 12 | 1 | 0 | 0 | 1 | 0 | 0 | 0 | 0 | 0 | .000 |
| Abraham Almonte | 9 | 61 | 13 | 13 | 0 | 0 | 0 | 0 | 0 | 0 | 0 | 1.000 |
| Carlos Martínez | 5 | 17 | 7 | 3 | 3 | 1 | 0 | 0 | 0 | 0 | 1 | .857 |
| Junior Lake | 35 | 286 | 64 | 58 | 2 | 4 | 0 | 0 | 0 | 0 | 0 | .938 |
| Yeison Asencio | 2 | 10 | 2 | 2 | 0 | 0 | 0 | 0 | 0 | 0 | 0 | 1.000 |
| Jose Ramirez | 8 | 43 | 9 | 2 | 5 | 2 | 1 | 0 | 0 | 0 | 0 | .778 |
| Orlando Calixte | 5 | 31 | 12 | 3 | 8 | 1 | 0 | 0 | 0 | 0 | 0 | .917 |
| Erik Gonzalez | 35 | 293 | 151 | 46 | 103 | 2 | 6 | 0 | 0 | 0 | 0 | .987 |
| Jimmy Cordero | 13 | 12 | 1 | 1 | 0 | 0 | 0 | 0 | 0 | 0 | 0 | 1.000 |
| Elier Hernández | 16 | 106 | 25 | 22 | 1 | 2 | 0 | 0 | 0 | 0 | 0 | .920 |
| Franmil Reyes | 34 | 23 | 9 | 9 | 0 | 0 | 0 | 0 | 0 | 0 | 0 | 1.000 |
| Wendell Rijo | 10 | 59 | 27 | 9 | 16 | 2 | 1 | 0 | 0 | 0 | 0 | .926 |
| Deivy Grullon | 2 | 12 | 10 | 8 | 1 | 1 | 0 | 2 | 2 | 1 | 0 | .900 |
| José Marmolejos | 24 | 140 | 115 | 102 | 10 | 3 | 1 | 0 | 0 | 0 | 0 | .974 |
| Sandber Pimentel | 4 | 0 | 0 | 0 | 0 | 0 | 0 | 0 | 0 | 0 | 0 | .000 |
| Gerson Bautista | 9 | 6 | 0 | 0 | 0 | 0 | 0 | 0 | 0 | 0 | 0 | .000 |
| Jesus Liranzo | 10 | 7 | 0 | 0 | 0 | 0 | 0 | 0 | 0 | 0 | 0 | .000 |
| Cesilio Pimentel | 9 | 7 | 2 | 0 | 2 | 0 | 0 | 0 | 0 | 0 | 0 | 1.000 |
| Emmanuel Ramírez | 16 | 21 | 2 | 1 | 1 | 0 | 0 | 0 | 0 | 0 | 1 | 1.000 |
| Sandro Fabián | 17 | 115 | 37 | 35 | 1 | 1 | 0 | 0 | 0 | 0 | 0 | .973 |
| Enoli Paredes | 7 | 7 | 1 | 0 | 0 | 1 | 0 | 0 | 0 | 0 | 0 | .000 |
| Jasseel De La Cruz | 3 | 4 | 2 | 2 | 0 | 0 | 0 | 0 | 0 | 0 | 0 | 1.000 |
| Francisco Pérez | 2 | 2 | 0 | 0 | 0 | 0 | 0 | 0 | 0 | 0 | 0 | .000 |
| Joseph Rosa | 7 | 21 | 13 | 3 | 10 | 0 | 0 | 0 | 0 | 0 | 0 | 1.000 |
| Aneurys Zabala | 9 | 8 | 0 | 0 | 0 | 0 | 0 | 0 | 0 | 0 | 0 | .000 |
| Jonathan Guzman | 10 | 64 | 31 | 8 | 23 | 0 | 2 | 0 | 0 | 0 | 0 | 1.000 |
| Otto López | 18 | 145 | 65 | 36 | 28 | 1 | 5 | 0 | 0 | 0 | 0 | .985 |
| Victor Santos | 7 | 27 | 8 | 5 | 3 | 0 | 0 | 0 | 0 | 0 | 0 | 1.000 |
| Jose Dominguez | 2 | 0 | 0 | 0 | 0 | 0 | 0 | 0 | 0 | 0 | 0 | .000 |
| Aderlin Rodriguez | 12 | 81 | 88 | 78 | 7 | 3 | 0 | 0 | 0 | 0 | 0 | .966 |
| Enny Romero | 7 | 30 | 5 | 1 | 3 | 1 | 0 | 0 | 0 | 0 | 0 | .800 |
| Marco Luciano | 18 | 111 | 53 | 17 | 32 | 4 | 3 | 0 | 0 | 0 | 0 | .925 |
| Steward Berroa | 19 | 29 | 8 | 8 | 0 | 0 | 0 | 0 | 0 | 0 | 0 | 1.000 |
| Francisco Urbabz | 6 | 34 | 15 | 5 | 8 | 2 | 0 | 0 | 0 | 0 | 0 | .867 |
| Cristopher Molina | 4 | 10 | 3 | 2 | 1 | 0 | 0 | 0 | 0 | 0 | 0 | 1.000 |
| Steven Cruz | 6 | 5 | 0 | 0 | 0 | 0 | 0 | 0 | 0 | 0 | 0 | .000 |
| Carlos Garcia | 3 | 2 | 0 | 0 | 0 | 0 | 0 | 0 | 0 | 0 | 0 | .000 |
| Pedro Severino | 8 | 55 | 59 | 52 | 6 | 1 | 0 | 2 | 15 | 2 | 0 | .983 |
| Lisandro Santos | 2 | 1 | 0 | 0 | 0 | 0 | 0 | 0 | 0 | 0 | 0 | .000 |
| Freuddy Batista | 12 | 63 | 65 | 64 | 0 | 1 | 0 | 2 | 7 | 0 | 0 | .985 |
| Luis De Los Santos | 1 | 2 | 2 | 0 | 1 | 1 | 0 | 0 | 0 | 0 | 0 | .500 |
| Brian Moran | 10 | 8 | 2 | 0 | 1 | 1 | 0 | 0 | 0 | 0 | 0 | .500 |
| Zac Rosscup | 13 | 16 | 0 | 0 | 0 | 0 | 0 | 0 | 0 | 0 | 0 | .000 |
| Jesus Sucre | 7 | 57 | 53 | 47 | 5 | 1 | 0 | 2 | 7 | 2 | 0 | .981 |
| Cameron Gann | 3 | 9 | 0 | 0 | 0 | 0 | 0 | 0 | 0 | 0 | 0 | .000 |
| David Parkinson | 4 | 14 | 0 | 0 | 0 | 0 | 0 | 0 | 0 | 0 | 1 | .000 |
| Tanner Myatt | 11 | 9 | 2 | 1 | 1 | 0 | 0 | 0 | 0 | 0 | 0 | 1.000 |
| Tyler Alexander | 7 | 32 | 0 | 0 | 0 | 0 | 0 | 0 | 0 | 0 | 0 | .000 |



| | | | | | | | | | | | | |
|-------------------|-----------|--------------|--------------|------------|------------|-----------|-----------|-----------|-----------|----------|----------|-------------|
| Blaine Crim | 22 | 147 | 129 | 123 | 5 | 1 | 1 | 0 | 0 | 0 | 0 | .992 |
| Ty Buttrey | 12 | 11 | 1 | 1 | 0 | 0 | 0 | 0 | 0 | 0 | 0 | 1.000 |
| Junior Caminero | 21 | 169 | 50 | 7 | 35 | 8 | 3 | 0 | 0 | 0 | 0 | .840 |
| Hector Rodriguez | 29 | 209 | 62 | 56 | 5 | 1 | 0 | 0 | 0 | 0 | 0 | .984 |
| Daniel Lynch | 5 | 20 | 3 | 1 | 2 | 0 | 0 | 0 | 0 | 0 | 1 | 1.000 |
| Michael Papierski | 15 | 122 | 108 | 105 | 3 | 0 | 0 | 1 | 20 | 2 | 0 | 1.000 |
| Josh H. Smith | 5 | 41 | 18 | 13 | 5 | 0 | 0 | 0 | 0 | 0 | 0 | 1.000 |
| Yosver Zulueta | 4 | 4 | 1 | 0 | 1 | 0 | 0 | 0 | 0 | 0 | 0 | 1.000 |
| Sam Huff | 1 | 9 | 6 | 5 | 1 | 0 | 0 | 1 | 0 | 1 | 0 | 1.000 |
| Total | 36 | 2,865 | 1,341 | 955 | 339 | 47 | 23 | 10 | 51 | 8 | 8 | .965 |



| BATEADOR | AVG | OBP | SLG | OPS | G | AB | R | H | TB | 2B | 3B | HR | RBI | BB | IBB | SO | LOB | HBP | SH | SF | SB | CS | DP |
|--------------------|-------------|-------------|-------------|-------------|------------|-------------|------------|------------|------------|-----------|----------|-----------|------------|------------|----------|------------|------------|-----------|----------|-----------|-----------|----------|-----------|
| Emilio Bonifacio | .327 | .406 | .373 | .779 | 30 | 110 | 24 | 36 | 41 | 1 | 2 | 0 | 12 | 15 | 0 | 16 | 30 | 1 | 1 | 2 | 12 | 0 | 0 |
| Jorge Bonifacio | .158 | .158 | .158 | .316 | 15 | 19 | 0 | 3 | 3 | 0 | 0 | 0 | 0 | 0 | 0 | 7 | 13 | 0 | 0 | 0 | 1 | 0 | 0 |
| Danny Santana | .220 | .319 | .341 | .661 | 13 | 41 | 9 | 9 | 14 | 2 | 0 | 1 | 7 | 5 | 0 | 11 | 21 | 1 | 0 | 0 | 1 | 0 | 0 |
| Alen Hanson | .167 | .276 | .208 | .484 | 21 | 24 | 1 | 4 | 5 | 1 | 0 | 0 | 3 | 3 | 0 | 5 | 16 | 1 | 0 | 1 | 1 | 2 | 1 |
| Miguel Andujar | .288 | .351 | .333 | .685 | 17 | 66 | 3 | 19 | 22 | 1 | 1 | 0 | 10 | 6 | 0 | 5 | 36 | 1 | 0 | 1 | 0 | 0 | 4 |
| Michael De Leon | .200 | .233 | .306 | .539 | 30 | 85 | 6 | 17 | 26 | 3 | 0 | 2 | 10 | 3 | 0 | 16 | 42 | 1 | 0 | 1 | 0 | 0 | 3 |
| Domingo Leyba | .207 | .292 | .276 | .568 | 20 | 58 | 4 | 12 | 16 | 4 | 0 | 0 | 6 | 7 | 1 | 14 | 34 | 0 | 1 | 0 | 0 | 0 | 0 |
| Dawel Lugo | .239 | .267 | .268 | .534 | 24 | 71 | 5 | 17 | 19 | 2 | 0 | 0 | 9 | 2 | 1 | 9 | 36 | 1 | 0 | 1 | 0 | 0 | 3 |
| Aristides Aquino | .222 | .300 | .528 | .828 | 11 | 36 | 7 | 8 | 19 | 2 | 0 | 3 | 8 | 3 | 0 | 10 | 20 | 1 | 0 | 0 | 0 | 0 | 0 |
| Francisco Mejía | .328 | .403 | .393 | .796 | 18 | 61 | 9 | 20 | 24 | 1 | 0 | 1 | 11 | 8 | 0 | 8 | 29 | 1 | 0 | 2 | 0 | 0 | 0 |
| Mel Rojas Jr. | .283 | .443 | .496 | .939 | 34 | 113 | 20 | 32 | 56 | 7 | 1 | 5 | 14 | 33 | 2 | 26 | 55 | 1 | 0 | 2 | 0 | 0 | 1 |
| Sergio Alcántara | .111 | .250 | .148 | .398 | 8 | 27 | 6 | 3 | 4 | 1 | 0 | 0 | 0 | 5 | 0 | 9 | 15 | 0 | 1 | 0 | 0 | 0 | 1 |
| Luis Barrera | .152 | .275 | .182 | .457 | 14 | 33 | 7 | 5 | 6 | 1 | 0 | 0 | 1 | 4 | 0 | 3 | 10 | 2 | 0 | 1 | 1 | 1 | 1 |
| Ramón Hernández | .182 | .253 | .260 | .513 | 27 | 77 | 6 | 14 | 20 | 3 | 0 | 1 | 9 | 6 | 0 | 19 | 48 | 2 | 0 | 2 | 0 | 0 | 1 |
| Robel Garcia | .000 | .000 | .000 | .000 | 1 | 4 | 0 | 0 | 0 | 0 | 0 | 0 | 0 | 0 | 0 | 1 | 3 | 0 | 0 | 0 | 0 | 0 | 0 |
| Ronny Mauricio | .529 | .556 | .765 | 1.320 | 4 | 17 | 2 | 9 | 13 | 2 | 1 | 0 | 3 | 1 | 0 | 2 | 5 | 0 | 0 | 0 | 1 | 0 | 0 |
| Yunior Severino | .136 | .394 | .136 | .530 | 9 | 22 | 5 | 3 | 3 | 0 | 0 | 0 | 3 | 6 | 1 | 5 | 17 | 4 | 0 | 1 | 0 | 0 | 1 |
| Michael De La Cruz | .250 | .378 | .313 | .690 | 26 | 80 | 12 | 20 | 25 | 3 | 1 | 0 | 9 | 17 | 0 | 11 | 42 | 0 | 0 | 1 | 0 | 1 | 1 |
| Orelvis Martínez | .219 | .316 | .281 | .597 | 10 | 32 | 4 | 7 | 9 | 2 | 0 | 0 | 5 | 3 | 0 | 10 | 7 | 2 | 0 | 1 | 0 | 0 | 0 |
| Allan Cerda | .000 | .000 | .000 | .000 | 4 | 2 | 1 | 0 | 0 | 0 | 0 | 0 | 0 | 0 | 0 | 2 | 1 | 0 | 0 | 0 | 0 | 0 | 0 |
| Jordy Barley | .000 | .000 | .000 | .000 | 1 | 0 | 0 | 0 | 0 | 0 | 0 | 0 | 0 | 0 | 0 | 0 | 0 | 0 | 0 | 0 | 0 | 0 | 0 |
| Jacob Nottingham | .235 | .235 | .235 | .471 | 5 | 17 | 0 | 4 | 4 | 0 | 0 | 0 | 2 | 0 | 0 | 5 | 13 | 0 | 0 | 0 | 0 | 0 | 0 |
| Jair David Camargo | .071 | .133 | .214 | .348 | 5 | 14 | 1 | 1 | 3 | 0 | 1 | 0 | 0 | 1 | 0 | 3 | 10 | 0 | 0 | 0 | 0 | 0 | 1 |
| Jorge Alfaro | .200 | .250 | .300 | .550 | 3 | 10 | 0 | 2 | 3 | 1 | 0 | 0 | 3 | 0 | 0 | 3 | 3 | 1 | 0 | 1 | 0 | 0 | 0 |
| Maxwell Romero | .333 | .333 | .500 | .833 | 4 | 6 | 0 | 2 | 3 | 1 | 0 | 0 | 0 | 0 | 0 | 2 | 1 | 0 | 0 | 0 | 0 | 0 | 0 |
| Michael Helman | .236 | .311 | .309 | .621 | 15 | 55 | 7 | 13 | 17 | 2 | 1 | 0 | 4 | 6 | 0 | 13 | 23 | 0 | 0 | 0 | 2 | 2 | 1 |
| Tristin English | .243 | .282 | .324 | .606 | 10 | 37 | 4 | 9 | 12 | 3 | 0 | 0 | 2 | 2 | 0 | 10 | 20 | 0 | 0 | 0 | 0 | 0 | 0 |
| Nate Eaton | .176 | .176 | .216 | .392 | 12 | 51 | 8 | 9 | 11 | 2 | 0 | 0 | 3 | 0 | 0 | 14 | 28 | 0 | 0 | 0 | 1 | 0 | 1 |
| Ryan Fitzgerald | .259 | .310 | .481 | .792 | 8 | 27 | 4 | 7 | 13 | 0 | 0 | 2 | 3 | 2 | 0 | 11 | 14 | 0 | 0 | 0 | 0 | 0 | 0 |
| Total | .238 | .323 | .327 | .651 | 351 | 1195 | 155 | 285 | 391 | 45 | 8 | 15 | 137 | 138 | 5 | 250 | 273 | 20 | 3 | 17 | 20 | 6 | 20 |



| LANZADORES | W | L | PCT | ERA | AVG | G | GS | GF | GC | SHO | SV | IP | BFP | R | ER | H | 2B | 3B | HR | BB | IBB | SO | HBP | WP | B | SH | SF | WHIP | |
|--------------------|---|---|-------|-------|------|----|----|----|----|-----|----|------|-----|----|----|----|----|----|----|----|-----|----|-----|----|---|----|----|------|------|
| César Valdez | 0 | 4 | .000 | 4.50 | .000 | 7 | 7 | 0 | 0 | 0 | 0 | 36.0 | 155 | 20 | 18 | 45 | 11 | 1 | 1 | 7 | 0 | 19 | 0 | 0 | 0 | 1 | 0 | 1.44 | |
| Arodys Vizcaíno | 1 | 2 | .000 | 5.73 | .000 | 13 | 0 | 0 | 0 | 0 | 0 | 11.0 | 49 | 9 | 7 | 8 | 0 | 0 | 1 | 8 | 0 | 11 | 0 | 0 | 0 | 1 | 0 | 1.45 | |
| Radhames Liz | 0 | 2 | .000 | 4.08 | .000 | 7 | 7 | 0 | 0 | 0 | 0 | 28.2 | 128 | 15 | 13 | 33 | 13 | 2 | 0 | 9 | 0 | 28 | 0 | 1 | 1 | 0 | 0 | 1.47 | |
| Carlos Contreras | 0 | 0 | .000 | 0.00 | .000 | 4 | 0 | 1 | 0 | 0 | 0 | 6.1 | 24 | 1 | 0 | 4 | 0 | 0 | 0 | 1 | 0 | 3 | 0 | 0 | 0 | 0 | 0 | 0.79 | |
| Hansel Robles | 1 | 1 | .000 | 3.55 | .000 | 15 | 0 | 3 | 0 | 0 | 0 | 12.2 | 62 | 9 | 5 | 15 | 3 | 0 | 1 | 4 | 0 | 18 | 3 | 1 | 0 | 0 | 1 | 1.50 | |
| José Valdez | 0 | 0 | .000 | 0.00 | .000 | 2 | 0 | 0 | 0 | 0 | 0 | 1.2 | 10 | 0 | 0 | 1 | 1 | 0 | 0 | 4 | 2 | 0 | 0 | 1 | 0 | 1 | 0 | 3.00 | |
| Lisalberto Bonilla | 2 | 1 | .000 | 5.17 | .000 | 7 | 1 | 0 | 0 | 0 | 0 | 15.2 | 71 | 9 | 9 | 19 | 5 | 0 | 1 | 5 | 0 | 11 | 0 | 1 | 1 | 1 | 1 | 0 | 1.53 |
| Jonathan Aro | 2 | 0 | .000 | 7.82 | .000 | 19 | 0 | 2 | 0 | 0 | 0 | 12.2 | 67 | 13 | 11 | 21 | 6 | 1 | 1 | 8 | 2 | 14 | 1 | 1 | 1 | 0 | 1 | 2.29 | |
| Ulises Joaquín | 1 | 0 | .000 | 3.12 | .000 | 12 | 0 | 1 | 0 | 0 | 0 | 8.2 | 35 | 3 | 3 | 7 | 1 | 0 | 1 | 3 | 0 | 4 | 0 | 0 | 0 | 0 | 0 | 1.15 | |
| Wander Suero | 0 | 0 | .000 | 6.75 | .000 | 3 | 0 | 0 | 0 | 0 | 0 | 2.2 | 12 | 2 | 2 | 2 | 0 | 1 | 0 | 1 | 0 | 2 | 1 | 0 | 0 | 0 | 0 | 1.12 | |
| Elniery Garcia | 0 | 1 | .000 | 6.23 | .000 | 2 | 1 | 0 | 0 | 0 | 0 | 4.1 | 18 | 3 | 3 | 4 | 0 | 0 | 0 | 0 | 0 | 3 | 1 | 1 | 0 | 1 | 0 | 0.92 | |
| Jairo Asencio | 1 | 1 | .000 | 3.57 | .000 | 17 | 0 | 15 | 0 | 0 | 10 | 17.2 | 78 | 8 | 7 | 18 | 3 | 0 | 0 | 7 | 3 | 13 | 0 | 0 | 1 | 1 | 1 | 1.42 | |
| Hector Perez | 0 | 0 | .000 | 4.50 | .000 | 2 | 0 | 0 | 0 | 0 | 0 | 2.0 | 8 | 1 | 1 | 2 | 2 | 0 | 0 | 1 | 0 | 2 | 0 | 0 | 0 | 0 | 0 | 1.50 | |
| Jesus Reyes | 0 | 1 | .000 | 1.93 | .000 | 7 | 0 | 0 | 0 | 0 | 0 | 4.2 | 26 | 5 | 1 | 8 | 0 | 0 | 0 | 4 | 0 | 5 | 0 | 2 | 0 | 1 | 1 | 2.57 | |
| Ofreidy Gómez | 0 | 0 | .000 | 18.00 | .000 | 1 | 0 | 1 | 0 | 0 | 0 | 1.0 | 6 | 2 | 2 | 3 | 1 | 0 | 0 | 0 | 0 | 0 | 0 | 1 | 0 | 0 | 0 | 3.00 | |
| Adonis Medina | 0 | 0 | .000 | 4.35 | .000 | 6 | 1 | 0 | 0 | 0 | 0 | 10.1 | 48 | 6 | 5 | 14 | 2 | 1 | 0 | 4 | 0 | 8 | 0 | 1 | 0 | 1 | 0 | 1.74 | |
| Dany Jimenez | 1 | 0 | .000 | 3.38 | .000 | 7 | 0 | 0 | 0 | 0 | 0 | 5.1 | 27 | 2 | 2 | 3 | 1 | 0 | 1 | 8 | 1 | 8 | 0 | 0 | 0 | 0 | 0 | 2.06 | |
| Jean Carlos Mejia | 0 | 0 | .000 | 1.69 | .000 | 11 | 0 | 1 | 0 | 0 | 0 | 10.2 | 47 | 2 | 2 | 11 | 2 | 1 | 0 | 3 | 0 | 12 | 0 | 1 | 0 | 0 | 0 | 1.31 | |
| Nabil Crismatt | 0 | 1 | .000 | 7.24 | .000 | 4 | 4 | 0 | 0 | 0 | 0 | 13.2 | 61 | 11 | 11 | 16 | 4 | 1 | 1 | 6 | 0 | 6 | 0 | 0 | 0 | 0 | 4 | 1.61 | |
| Ronny Henriquez | 0 | 0 | .000 | 0.00 | .000 | 2 | 0 | 0 | 0 | 0 | 0 | 2.0 | 7 | 0 | 0 | 0 | 0 | 0 | 0 | 1 | 0 | 2 | 0 | 0 | 0 | 0 | 0 | 0.50 | |
| Juan Then | 0 | 0 | .000 | 13.50 | .000 | 3 | 0 | 0 | 0 | 0 | 0 | 2.2 | 13 | 4 | 4 | 4 | 1 | 0 | 1 | 1 | 0 | 2 | 0 | 0 | 0 | 0 | 0 | 1.87 | |
| Misael Tamarez | 1 | 0 | .000 | 4.26 | .000 | 6 | 0 | 3 | 0 | 0 | 0 | 6.1 | 27 | 3 | 3 | 3 | 2 | 0 | 0 | 4 | 0 | 6 | 2 | 1 | 0 | 0 | 0 | 1.11 | |
| Steve Moyers | 1 | 1 | .000 | 2.49 | .000 | 6 | 6 | 0 | 0 | 0 | 0 | 25.1 | 105 | 9 | 7 | 24 | 5 | 0 | 1 | 9 | 0 | 17 | 0 | 0 | 0 | 0 | 0 | 1.30 | |
| Cesar Cabral | 0 | 0 | .000 | 0.00 | .000 | 1 | 0 | 0 | 0 | 0 | 0 | 0.1 | 0 | 0 | 0 | 0 | 0 | 0 | 0 | 0 | 0 | 0 | 0 | 0 | 0 | 0 | 0 | 0.00 | |
| Carlos Gomez | 0 | 0 | .000 | 10.80 | .000 | 3 | 0 | 0 | 0 | 0 | 0 | 1.2 | 10 | 2 | 2 | 2 | 1 | 0 | 1 | 3 | 1 | 2 | 0 | 0 | 1 | 0 | 0 | 3.00 | |
| Aaron Brown | 0 | 0 | .000 | 0.00 | .000 | 1 | 0 | 0 | 0 | 0 | 0 | 0.1 | 3 | 0 | 0 | 0 | 0 | 0 | 0 | 2 | 0 | 0 | 0 | 0 | 0 | 0 | 0 | 6.01 | |
| Carlos Vargas | 0 | 0 | .000 | 0.00 | .000 | 1 | 0 | 1 | 0 | 0 | 0 | 1.0 | 6 | 0 | 0 | 1 | 0 | 0 | 0 | 0 | 0 | 2 | 1 | 0 | 0 | 0 | 0 | 1.00 | |
| Jose Hernandez | 0 | 0 | .000 | 0.00 | .000 | 5 | 0 | 0 | 0 | 0 | 0 | 2.2 | 12 | 0 | 0 | 0 | 0 | 0 | 0 | 2 | 0 | 6 | 2 | 0 | 2 | 0 | 0 | 0.75 | |
| Luis Peralta | 0 | 0 | .000 | 11.57 | .000 | 2 | 0 | 0 | 0 | 0 | 0 | 2.1 | 9 | 3 | 3 | 0 | 0 | 0 | 0 | 3 | 0 | 1 | 0 | 0 | 0 | 0 | 1 | 1.29 | |
| Taylor Lehman | 0 | 0 | .000 | 9.53 | .000 | 8 | 0 | 4 | 0 | 0 | 1 | 5.2 | 30 | 10 | 6 | 8 | 2 | 0 | 0 | 2 | 0 | 2 | 1 | 0 | 0 | 0 | 1 | 1.76 | |
| Dan Altavilla | 4 | 0 | .000 | 2.00 | .000 | 10 | 0 | 1 | 0 | 0 | 0 | 9.0 | 31 | 2 | 2 | 2 | 0 | 0 | 0 | 3 | 0 | 9 | 0 | 0 | 0 | 0 | 0 | 0.56 | |
| Brady Feigl | 1 | 0 | .000 | 0.68 | .000 | 16 | 0 | 1 | 0 | 0 | 0 | 13.1 | 51 | 1 | 1 | 6 | 1 | 0 | 0 | 5 | 0 | 14 | 0 | 0 | 0 | 0 | 1 | 0.83 | |
| Logan Allen | 1 | 1 | .000 | 3.00 | .000 | 6 | 6 | 0 | 0 | 0 | 0 | 27.0 | 113 | 9 | 9 | 30 | 5 | 2 | 1 | 8 | 0 | 30 | 1 | 3 | 0 | 0 | 1 | 1.41 | |
| Juan Nuñez | 0 | 0 | .000 | 0.00 | .000 | 1 | 0 | 1 | 0 | 0 | 0 | 1.0 | 3 | 0 | 0 | 1 | 0 | 0 | 0 | 0 | 0 | 1 | 0 | 0 | 0 | 0 | 0 | 1.00 | |
| Stephen Woods | 0 | 1 | .000 | 5.40 | .000 | 2 | 2 | 0 | 0 | 0 | 0 | 6.2 | 29 | 4 | 4 | 6 | 1 | 1 | 0 | 4 | 0 | 4 | 0 | 0 | 0 | 0 | 0 | 1.50 | |
| Seth Blair | 1 | 0 | 1.000 | 0.00 | .000 | 1 | 0 | 0 | 0 | 0 | 0 | 0.2 | 3 | 0 | 0 | 0 | 0 | 0 | 0 | 2 | 0 | 1 | 0 | 0 | 0 | 0 | 0 | 3.00 | |



Liga de Béisbol Profesional de la República Dominicana
 Temporada: 2023 - Serie Regular
 Tigres del Lince VS Oponentes

ESTADÍSTICAS

| | | | | | | | | | | | | | | | | | | | | | | | | | | | | |
|-------|----|----|------|------|------|----|----|----|---|---|----|-----|-------|-----|-----|-----|----|----|----|-----|---|-----|----|----|---|---|----|------|
| Total | 18 | 17 | .000 | 4.10 | .264 | 35 | 35 | 35 | 0 | 0 | 11 | 313 | 1,384 | 168 | 143 | 321 | 73 | 11 | 12 | 132 | 9 | 266 | 13 | 15 | 7 | 8 | 12 | 1.44 |
|-------|----|----|------|------|------|----|----|----|---|---|----|-----|-------|-----|-----|-----|----|----|----|-----|---|-----|----|----|---|---|----|------|



| FILDEO | G | INN | TC | PO | A | E | DP | PB | SB | CS | PICK | PCT |
|--------------------|----|-----|-----|-----|----|---|----|----|----|----|------|-------|
| César Valdez | 7 | 36 | 8 | 6 | 2 | 0 | 0 | 0 | 0 | 0 | 2 | 1.000 |
| Arodys Vizcaino | 13 | 11 | 0 | 0 | 0 | 0 | 0 | 0 | 0 | 0 | 0 | .000 |
| Emilio Bonifacio | 30 | 231 | 60 | 58 | 1 | 1 | 0 | 0 | 0 | 0 | 0 | .983 |
| Jorge Bonifacio | 15 | 45 | 14 | 14 | 0 | 0 | 0 | 0 | 0 | 0 | 0 | 1.000 |
| Danny Santana | 13 | 83 | 37 | 35 | 1 | 1 | 0 | 0 | 0 | 0 | 0 | .973 |
| Radhames Liz | 7 | 28 | 3 | 2 | 0 | 1 | 0 | 0 | 0 | 0 | 0 | .667 |
| Carlos Contreras | 4 | 6 | 1 | 0 | 1 | 0 | 0 | 0 | 0 | 0 | 0 | 1.000 |
| Alen Hanson | 21 | 69 | 44 | 21 | 20 | 3 | 1 | 0 | 0 | 0 | 0 | .932 |
| Hansel Robles | 15 | 12 | 0 | 0 | 0 | 0 | 0 | 0 | 0 | 0 | 0 | .000 |
| José Valdez | 2 | 1 | 0 | 0 | 0 | 0 | 0 | 0 | 0 | 0 | 0 | .000 |
| Lisalverto Bonilla | 7 | 15 | 2 | 0 | 2 | 0 | 0 | 0 | 0 | 0 | 0 | 1.000 |
| Miguel Andujar | 17 | 81 | 26 | 25 | 1 | 0 | 0 | 0 | 0 | 0 | 0 | 1.000 |
| Jonathan Aro | 19 | 12 | 2 | 1 | 1 | 0 | 0 | 0 | 0 | 0 | 0 | 1.000 |
| Michael De Leon | 30 | 215 | 118 | 34 | 75 | 9 | 5 | 0 | 0 | 0 | 0 | .924 |
| Ulises Joaquín | 12 | 8 | 1 | 1 | 0 | 0 | 0 | 0 | 0 | 0 | 0 | 1.000 |
| Domingo Leyba | 20 | 143 | 72 | 35 | 37 | 0 | 8 | 0 | 0 | 0 | 0 | 1.000 |
| Dawel Lugo | 24 | 159 | 50 | 12 | 37 | 1 | 4 | 0 | 0 | 0 | 0 | .980 |
| Wander Suero | 3 | 2 | 0 | 0 | 0 | 0 | 0 | 0 | 0 | 0 | 0 | .000 |
| Arístides Aquino | 11 | 82 | 15 | 15 | 0 | 0 | 0 | 0 | 0 | 0 | 0 | 1.000 |
| Elniery Garcia | 2 | 4 | 0 | 0 | 0 | 0 | 0 | 0 | 0 | 0 | 0 | .000 |
| Francisco Mejía | 18 | 133 | 128 | 116 | 11 | 1 | 0 | 3 | 11 | 6 | 0 | .992 |
| Mel Rojas Jr. | 34 | 269 | 55 | 55 | 0 | 0 | 0 | 0 | 0 | 0 | 0 | 1.000 |
| Jairo Asencio | 17 | 17 | 1 | 1 | 0 | 0 | 0 | 0 | 0 | 0 | 0 | 1.000 |
| Sergio Alcántara | 8 | 65 | 36 | 15 | 19 | 2 | 1 | 0 | 0 | 0 | 0 | .944 |
| Hector Perez | 2 | 2 | 0 | 0 | 0 | 0 | 0 | 0 | 0 | 0 | 0 | .000 |
| Jesus Reyes | 7 | 4 | 1 | 0 | 1 | 0 | 0 | 0 | 0 | 0 | 0 | 1.000 |
| Luis Barrera | 14 | 80 | 16 | 15 | 0 | 1 | 0 | 0 | 0 | 0 | 0 | .938 |
| Ofreidy Gómez | 1 | 1 | 0 | 0 | 0 | 0 | 0 | 0 | 0 | 0 | 0 | .000 |
| Ramón Hernández | 27 | 134 | 123 | 110 | 10 | 3 | 0 | 0 | 0 | 0 | 0 | .976 |
| Adonis Medina | 6 | 10 | 3 | 0 | 3 | 0 | 0 | 0 | 0 | 0 | 1 | 1.000 |
| Dany Jimenez | 7 | 5 | 2 | 0 | 2 | 0 | 0 | 0 | 0 | 0 | 0 | 1.000 |
| Jean Carlos Mejia | 11 | 10 | 0 | 0 | 0 | 0 | 0 | 0 | 0 | 0 | 0 | .000 |
| Nabil Crismatt | 4 | 13 | 3 | 2 | 1 | 0 | 0 | 0 | 0 | 0 | 0 | 1.000 |
| Robel Garcia | 1 | 0 | 0 | 0 | 0 | 0 | 0 | 0 | 0 | 0 | 0 | .000 |
| Ronny Henriquez | 2 | 2 | 0 | 0 | 0 | 0 | 0 | 0 | 0 | 0 | 0 | .000 |
| Ronny Mauricio | 4 | 26 | 15 | 5 | 6 | 4 | 0 | 0 | 0 | 0 | 0 | .733 |
| Yunior Severino | 9 | 35 | 15 | 10 | 4 | 1 | 0 | 0 | 0 | 0 | 0 | .933 |
| Michael De La Cruz | 26 | 184 | 166 | 144 | 19 | 3 | 1 | 0 | 17 | 4 | 0 | .982 |
| Orelvis Martinez | 10 | 44 | 20 | 10 | 9 | 1 | 1 | 0 | 0 | 0 | 0 | .950 |
| Allan Cerda | 4 | 4 | 3 | 3 | 0 | 0 | 0 | 0 | 0 | 0 | 0 | 1.000 |
| Juan Then | 3 | 2 | 2 | 1 | 0 | 1 | 0 | 0 | 0 | 0 | 0 | .500 |
| Misael Tamarez | 6 | 6 | 0 | 0 | 0 | 0 | 0 | 0 | 0 | 0 | 0 | .000 |
| Jordy Barley | 1 | 0 | 0 | 0 | 0 | 0 | 0 | 0 | 0 | 0 | 0 | .000 |
| Steve Moyers | 6 | 25 | 2 | 0 | 2 | 0 | 0 | 0 | 0 | 0 | 2 | 1.000 |
| Cesar Cabral | 1 | 0 | 1 | 0 | 1 | 0 | 0 | 0 | 0 | 0 | 0 | 1.000 |
| Jacob Nottingham | 5 | 38 | 46 | 42 | 1 | 3 | 0 | 3 | 3 | 1 | 0 | .935 |
| Carlos Gomez | 3 | 1 | 0 | 0 | 0 | 0 | 0 | 0 | 0 | 0 | 0 | .000 |
| Jair David Camargo | 5 | 36 | 39 | 35 | 4 | 0 | 0 | 0 | 4 | 4 | 0 | 1.000 |
| Aaron Brown | 1 | 0 | 0 | 0 | 0 | 0 | 0 | 0 | 0 | 0 | 0 | .000 |
| Carlos Vargas | 1 | 1 | 0 | 0 | 0 | 0 | 0 | 0 | 0 | 0 | 0 | .000 |
| Jorge Alfaro | 3 | 0 | 0 | 0 | 0 | 0 | 0 | 0 | 0 | 0 | 0 | .000 |
| Jose Hernandez | 5 | 2 | 0 | 0 | 0 | 0 | 0 | 0 | 0 | 0 | 0 | .000 |
| Luis Peralta | 2 | 2 | 0 | 0 | 0 | 0 | 0 | 0 | 0 | 0 | 0 | .000 |



| | | | | | | | | | | | | |
|-----------------|-----------|--------------|--------------|------------|------------|-----------|-----------|----------|-----------|-----------|-----------|-------------|
| Maxwell Romero | 4 | 7 | 5 | 5 | 0 | 0 | 0 | 0 | 1 | 0 | 0 | 1.000 |
| Taylor Lehman | 8 | 5 | 0 | 0 | 0 | 0 | 0 | 0 | 0 | 0 | 0 | .000 |
| Michael Helman | 15 | 119 | 61 | 35 | 24 | 2 | 2 | 0 | 0 | 0 | 0 | .967 |
| Tristin English | 10 | 52 | 59 | 54 | 4 | 1 | 0 | 0 | 0 | 0 | 0 | .983 |
| Dan Altavilla | 10 | 9 | 1 | 1 | 0 | 0 | 0 | 0 | 0 | 0 | 0 | 1.000 |
| Brady Feigl | 16 | 13 | 1 | 0 | 1 | 0 | 0 | 0 | 0 | 0 | 0 | 1.000 |
| Nate Eaton | 12 | 106 | 38 | 18 | 17 | 3 | 1 | 0 | 0 | 0 | 0 | .921 |
| Logan Allen | 6 | 27 | 2 | 0 | 2 | 0 | 1 | 0 | 0 | 0 | 0 | 1.000 |
| Juan Nuñez | 1 | 1 | 0 | 0 | 0 | 0 | 0 | 0 | 0 | 0 | 0 | .000 |
| Ryan Fitzgerald | 8 | 64 | 29 | 5 | 22 | 2 | 1 | 0 | 0 | 0 | 0 | .931 |
| Stephen Woods | 2 | 6 | 1 | 0 | 1 | 0 | 0 | 0 | 0 | 0 | 0 | 1.000 |
| Seth Blair | 1 | 0 | 0 | 0 | 0 | 0 | 0 | 0 | 0 | 0 | 0 | .000 |
| Total | 35 | 2,823 | 1,327 | 941 | 342 | 44 | 26 | 6 | 36 | 15 | 10 | .967 |



| Equipos | J | G | P | Pct | Dif | Casa | Ruta | U10 | X1 | EX | CA | CP | DC |
|-----------|----|----|----|-------|------|------|------|-----|------|-----|-----|-----|-----|
| Estrellas | 37 | 22 | 15 | 0.595 | 0.00 | 10-7 | 12-8 | 8-2 | 7-4 | 3-2 | 168 | 158 | +10 |
| Gigantes | 35 | 20 | 15 | 0.571 | 1.00 | 9-8 | 11-7 | 4-6 | 10-2 | 2-1 | 169 | 148 | +21 |
| Leones | 36 | 19 | 17 | 0.528 | 2.50 | 8-10 | 11-7 | 7-3 | 0-5 | 0-1 | 191 | 161 | +30 |
| Tigres | 35 | 18 | 17 | 0.514 | 3.00 | 7-10 | 11-7 | 5-5 | 3-5 | 1-1 | 155 | 168 | -13 |
| Toros | 35 | 15 | 20 | 0.429 | 6.00 | 7-12 | 8-8 | 3-7 | 3-6 | 1-2 | 147 | 140 | +7 |
| Aguilas | 34 | 12 | 22 | 0.353 | 8.50 | 4-14 | 8-8 | 3-7 | 4-5 | 2-2 | 151 | 206 | -55 |

| Equipos | J | G | P | Pct | Dif | Casa | Ruta | U10 | X1 | EX | CA | CP | DC |
|---------|---|---|---|-----|-----|------|------|-----|----|----|----|----|----|
| | | | | | | | | | | | | | |

SERIE PARTICULAR

| EQUIPO | EO | GC | LE | TL | TE | AC |
|--------|----|----|----|----|----|----|
| EO | 0 | 2 | 5 | 4 | 6 | 5 |
| GC | 5 | 0 | 4 | 4 | 4 | 3 |
| LE | 4 | 4 | 0 | 3 | 3 | 5 |
| TL | 3 | 4 | 2 | 0 | 4 | 5 |
| TE | 1 | 2 | 5 | 3 | 0 | 4 |
| AC | 2 | 3 | 1 | 3 | 3 | 0 |



| BATEO | AVG | OBP | SLG | OPS | G | AB | R | H | TB | 2B | 3B | HR | RBI | BB | IBB | SO | LOB | HBP | SH | SF | SB | CS | DP |
|----------------------|-------------|-------------|-------------|-------------|------------|-------------|------------|-------------|--------------|------------|-----------|------------|------------|------------|-----------|-------------|-------------|-----------|-----------|-----------|------------|-----------|------------|
| Leones del Escogido | .265 | .349 | .420 | .769 | 36 | 1236 | 191 | 328 | 519 | 72 | 10 | 33 | 175 | 157 | 2 | 278 | 269 | 9 | 3 | 14 | 36 | 14 | 19 |
| Gigantes del Cibao | .265 | .341 | .359 | .700 | 35 | 1206 | 169 | 319 | 433 | 68 | 8 | 10 | 151 | 133 | 5 | 276 | 253 | 14 | 5 | 13 | 61 | 10 | 21 |
| Aguilas Cibaenas | .258 | .336 | .359 | .696 | 34 | 1158 | 151 | 299 | 416 | 51 | 6 | 18 | 135 | 129 | 6 | 235 | 232 | 12 | 2 | 9 | 32 | 13 | 35 |
| Toros del Este | .241 | .338 | .328 | .666 | 35 | 1185 | 147 | 285 | 389 | 51 | 4 | 15 | 123 | 155 | 1 | 274 | 291 | 23 | 10 | 8 | 40 | 14 | 14 |
| Tigres del Licey | .238 | .323 | .327 | .651 | 35 | 1195 | 155 | 285 | 391 | 45 | 8 | 15 | 137 | 138 | 5 | 250 | 273 | 20 | 3 | 17 | 20 | 6 | 20 |
| Estrellas Orientales | .232 | .311 | .327 | .638 | 37 | 1240 | 168 | 288 | 405 | 57 | 6 | 16 | 137 | 136 | 11 | 290 | 259 | 13 | 10 | 14 | 67 | 16 | 16 |
| Total | .250 | .333 | .354 | .687 | 106 | 7220 | 981 | 1804 | 2,553 | 344 | 42 | 107 | 858 | 848 | 30 | 1603 | 1577 | 91 | 33 | 75 | 256 | 73 | 125 |

| PITCHEO | W | L | PCT | ERA | AVG | G | GS | GF | SV | IP | BFP | R | ER | H | 2B | 3B | HR | BB | IBB | SO | HBP | WP | B | SH | SF | WHIP |
|----------------------|------------|------------|-------------|-------------|-------------|------------|------------|------------|-----------|----------------|--------------|------------|------------|-------------|------------|-----------|------------|------------|-----------|-------------|-----------|------------|-----------|-----------|-----------|-------------|
| Leones del Escogido | 19 | 17 | .528 | 3.56 | .241 | 36 | 36 | 36 | 8 | 318.1 | 1,374 | 161 | 126 | 293 | 33 | 12 | 13 | 125 | 2 | 278 | 15 | 31 | 7 | 5 | 12 | 1.31 |
| Estrellas Orientales | 22 | 15 | .595 | 3.58 | .247 | 37 | 37 | 37 | 11 | 329.0 | 1,443 | 158 | 131 | 307 | 49 | 7 | 13 | 163 | 2 | 276 | 12 | 30 | 3 | 9 | 12 | 1.43 |
| Toros del Este | 15 | 20 | .429 | 3.63 | .236 | 35 | 35 | 35 | 6 | 310.1 | 1,329 | 140 | 125 | 279 | 55 | 5 | 23 | 128 | 6 | 287 | 8 | 17 | 2 | 3 | 9 | 1.31 |
| Gigantes del Cibao | 20 | 15 | .571 | 3.78 | .247 | 35 | 35 | 35 | 8 | 312.0 | 1,367 | 148 | 131 | 289 | 61 | 5 | 24 | 159 | 4 | 235 | 14 | 20 | 4 | 4 | 16 | 1.44 |
| Tigres del Licey | 18 | 17 | .514 | 4.10 | .264 | 35 | 35 | 35 | 11 | 313.2 | 1,384 | 168 | 143 | 321 | 73 | 11 | 12 | 132 | 9 | 266 | 13 | 15 | 7 | 8 | 12 | 1.44 |
| Aguilas Cibaenas | 12 | 22 | .353 | 4.94 | .265 | 34 | 34 | 34 | 7 | 300.1 | 1,377 | 206 | 165 | 314 | 73 | 2 | 22 | 141 | 7 | 261 | 29 | 25 | 2 | 4 | 14 | 1.51 |
| Total | 106 | 106 | .500 | 3.92 | .250 | 106 | 106 | 106 | 51 | 1,883.1 | 8,274 | 981 | 821 | 1803 | 344 | 42 | 107 | 848 | 30 | 1603 | 91 | 138 | 25 | 33 | 75 | 1.41 |

| FILDEO | G | INN | TC | PO | A | E | DP | PB | SB | CS | PICK | PCT |
|----------------------|------------|--------------|--------------|--------------|--------------|------------|------------|-----------|------------|-----------|-----------|-------------|
| Gigantes del Cibao | 35 | 312 | 1,311 | 936 | 348 | 27 | 20 | 4 | 40 | 14 | 16 | .979 |
| Estrellas Orientales | 37 | 329 | 1,373 | 987 | 347 | 39 | 29 | 5 | 47 | 8 | 13 | .972 |
| Toros del Este | 35 | 310 | 1,270 | 931 | 300 | 39 | 16 | 2 | 44 | 12 | 13 | .969 |
| Tigres del Licey | 35 | 313 | 1,327 | 941 | 342 | 44 | 26 | 6 | 36 | 15 | 10 | .967 |
| Leones del Escogido | 36 | 318 | 1,341 | 955 | 339 | 47 | 23 | 10 | 51 | 8 | 8 | .965 |
| Aguilas Cibaenas | 34 | 300 | 1,233 | 901 | 281 | 51 | 11 | 2 | 38 | 15 | 6 | .959 |
| Total | 106 | 1,883 | 7,855 | 5,651 | 1,957 | 247 | 125 | 29 | 256 | 72 | 33 | .969 |

PORCENTAJE DE BATEO (Basado en 2.7 apariciones al plato por juego)

| JUGADOR | EQUIPO | G | AB | R | H | RBI | AVG |
|------------------|---------------------|----|-----|----|----|-----|------|
| Starlin Castro | Aguilas Cibañas | 22 | 82 | 11 | 29 | 15 | .354 |
| Erik Gonzalez | Leones del Escogido | 35 | 125 | 20 | 42 | 21 | .336 |
| Yadiel Hernandez | Aguilas Cibañas | 32 | 112 | 14 | 37 | 12 | .330 |
| Emilio Bonifacio | Tigres del Licey | 30 | 110 | 24 | 36 | 12 | .327 |
| Hector Rodriguez | Leones del Escogido | 29 | 108 | 16 | 35 | 9 | .324 |
| Yairo Munoz | Aguilas Cibañas | 29 | 106 | 19 | 34 | 9 | .321 |
| Ronny Simon | Toros del Este | 33 | 121 | 27 | 38 | 13 | .314 |
| Franmil Reyes | Leones del Escogido | 34 | 128 | 26 | 39 | 31 | .305 |
| Julio Carreras | Gigantes del Cibao | 28 | 102 | 25 | 31 | 21 | .304 |
| Cristhian Adames | Toros del Este | 27 | 99 | 10 | 28 | 5 | .283 |

CARRERAS ANOTADAS

| JUGADOR | EQUIPO | R |
|------------------|---------------------|----|
| Ronny Simon | Toros del Este | 27 |
| Franmil Reyes | Leones del Escogido | 26 |
| Julio Carreras | Gigantes del Cibao | 25 |
| Emilio Bonifacio | Tigres del Licey | 24 |
| Junior Lake | Leones del Escogido | 22 |

CARRERAS EMPUJADAS

| JUGADOR | EQUIPO | RBI |
|----------------|----------------------|-----|
| Franmil Reyes | Leones del Escogido | 31 |
| Julio Carreras | Gigantes del Cibao | 21 |
| Erik Gonzalez | Leones del Escogido | 21 |
| Junior Lake | Leones del Escogido | 17 |
| Lewin Díaz | Estrellas Orientales | 16 |

HITS

| JUGADOR | EQUIPO | H |
|------------------|---------------------|----|
| Erik Gonzalez | Leones del Escogido | 42 |
| Franmil Reyes | Leones del Escogido | 39 |
| Ronny Simon | Toros del Este | 38 |
| Yadiel Hernandez | Aguilas Cibañas | 37 |
| Junior Lake | Leones del Escogido | 37 |

DOBLES

| JUGADOR | EQUIPO | 2B |
|------------------|---------------------|----|
| Erik Gonzalez | Leones del Escogido | 9 |
| Kelvin Gutiérrez | Gigantes del Cibao | 9 |
| Franmil Reyes | Leones del Escogido | 9 |
| Yairo Munoz | Aguilas Cibañas | 8 |
| Hector Rodriguez | Leones del Escogido | 8 |

TRIPLES

| JUGADOR | EQUIPO | 3B |
|------------------|----------------------|----|
| Hector Rodriguez | Leones del Escogido | 4 |
| Drew Avans | Estrellas Orientales | 3 |
| Erik Gonzalez | Leones del Escogido | 3 |
| Kelvin Gutiérrez | Gigantes del Cibao | 3 |
| Emilio Bonifacio | Tigres del Licey | 2 |

CUADRANGULARES

| JUGADOR | EQUIPO | HR |
|-----------------|---------------------|----|
| Franmil Reyes | Leones del Escogido | 8 |
| Junior Caminero | Leones del Escogido | 5 |
| Mel Rojas Jr. | Tigres del Licey | 5 |
| Junior Lake | Leones del Escogido | 4 |
| Daniel Palka | Aguilas Cibañas | 4 |

BASES ROBADAS

| JUGADOR | EQUIPO | SB |
|------------------|----------------------|----|
| Vidal Brujan | Estrellas Orientales | 17 |
| Julio Carreras | Gigantes del Cibao | 17 |
| Emilio Bonifacio | Tigres del Licey | 12 |
| Dairon Blanco | Estrellas Orientales | 11 |
| Ronny Simon | Toros del Este | 11 |

EFFECTIVIDAD

| JUGADOR | EQUIPO | IP | BE | ER | ERA |
|-----------------|---------------------|------|-----|----|------|
| Paolo Espino | Toros del Este | 39.2 | 151 | 8 | 1.82 |
| Esmil Rogers | Toros del Este | 35.1 | 157 | 14 | 3.57 |
| Enny Romero | Leones del Escogido | 30.2 | 129 | 13 | 3.82 |
| Radhames Liz | Tigres del Licey | 28.2 | 128 | 13 | 4.08 |
| Tyler Alexander | Leones del Escogido | 32.0 | 130 | 15 | 4.22 |

PONCHES

| JUGADOR | EQUIPO | SO |
|-----------------|---------------------|----|
| Paolo Espino | Toros del Este | 38 |
| Logan Allen | Tigres del Licey | 30 |
| Radhames Liz | Tigres del Licey | 28 |
| Tyler Alexander | Leones del Escogido | 27 |
| Matt Dermody | Toros del Este | 26 |

BASES POR BOLAS Y HITS POR INNINGS

| JUGADOR | EQUIPO | WHIP |
|-----------------|---------------------|------|
| Paolo Espino | Toros del Este | 0.88 |
| Enny Romero | Leones del Escogido | 1.24 |
| Tyler Alexander | Leones del Escogido | 1.25 |
| Raul Valdes | Toros del Este | 1.43 |
| Esmil Rogers | Toros del Este | 1.44 |

VICTORIAS

| JUGADOR | EQUIPO | W |
|----------------------|----------------------|---|
| Dan Altavilla | Tigres del Licey | 4 |
| Paolo Espino | Toros del Este | 3 |
| Gerónimo Franzuá | Estrellas Orientales | 3 |
| Edgar Ernesto García | Gigantes del Cibao | 3 |
| Reymín Guduán | Gigantes del Cibao | 3 |

JUEGOS SALVADOS

| JUGADOR | EQUIPO | SV |
|---------------|----------------------|----|
| Jairo Asencio | Tigres del Licey | 10 |
| Neftali Feliz | Estrellas Orientales | 9 |
| Reymín Guduán | Gigantes del Cibao | 7 |
| Jimmy Cordero | Leones del Escogido | 6 |
| Fernando Abad | Toros del Este | 3 |